



STATISTICS OF PRISONERS AND REMANDS IN MAINLAND TANZANIA FOR THE YEAR 2023



TANZANIA PRISONS SERVICE

Vision:

The vision of the Prisons Service is to become an excellent professional correctional service operating along the national and international set norms and standards.

Mission

The mission of the Prisons Service is to effectively play a role in the enhancement of community safety through custodian sentence, management and supervision of offenders, custodial remand services, programmes and services which address offenders' rehabilitation needs and policy advice on crime prevention and treatment of offenders

Philosophy of work

Correction of offenders facilitate in maintaining peace and security in community as stipulated in criminal law procedure, it encourage offenders to use opportunities that will help them in changing their behavior while at the same time showing the required standard of control. TPS believes that offenders are responsible for their behavior and are capable of living like other good citizens who follow the rule.

Table of Contents

List of Tables	iii
List of Figures	v
Abbreviations	vi
Foreword	vii
Acknowledgments	viii
Summary	ix
CHAPTER ONE	10
Background	10
1.0 Introduction	10
1.1 Geography and Administration	10
1.2 Tanzania Prisons Service	11
1.2.1 Responsibilities of Tanzania Prisons Service.....	11
1.2.2 Tanzania Prisons Service Statistics	12
1.2.3 The Statistical Unit of Tanzania Prisons Service	12
CHAPTER TWO.....	13
Prisoners remained in Prisons	13
2.0 Introduction	13
2.1 Prisoner’s Statistics by Region and Sex	13
2.2 Prisoners Remained in Prisons by Regions and Age Tanzania Mainland, 2023 ...	15
2.3 Prisoners Remained in Prisons by Regions and Age Tanzania Mainland, 2023 ...	16
2.4 Prisoners Remained in Prisons by Regions, Sex and Behaviour	17
2.5 Prisoners Sentenced to Death Penalty and their Status of Appeals.....	18
2.6 Adult and Juvenile Prisoners Remained in Prisons by Sex and Type of Offence..	19
2.7 Adult Prisoners Remained in Prisons by Type of Offence and Length of Sentence	21
2.8 Unconvicted Adult and Juvenile prisoners in Prisons whose Cases Pending in Court by Type of Offences, Sex and Duration	23
2.9 Pregnant Offenders and those with Children	25
2.10 Foreign Prisoners remained in Prisons by Countries of Domicile Tanzania, 2023	26
2.11 Foreign remands who were in Prisons by Types of Offences and Sex	27
2.12 Mentally Disordered Offenders Remained in Prisons,.....	28
CHAPTER THREE.....	29
Offenders Admitted in Prisons Directly from Court	29
3.0 Introduction	29
3.1 Offenders admitted in Prisons directly from Courts by Sex and Region	29
3.2 Convict Prisoners admitted in Prisons from Courts by Age, Sex and Region	31
3.3 Second Offenders and Recidivists admitted in Prisons from Courts by Sex and Region	33
3.4 Adult Convict Prisoners Admitted in Prisons from Court by Sex, Type of Offence and Length of Sentence	35
3.5 Juvenile Convict Prisoners Admitted from Court by Sex, Type of Offence and Length of Sentence	37

3.6	Convict Prisoners Admitted in Prisons from Court for failure to Pay Fines by Region and Length of Sentence	39
3.7	Pregnant Offenders and those with Children admitted in Prisons directly from Courts by Type of Offence	40
3.8	Adult Remand Prisoners Received Directly from Courts by Sex, Type of Offence and Time waiting for Judgement.....	40
3.9	Juveniles Remand Prisoners admitted in Prisons directly from Courts by Sex, Type of Offence and Time waiting for Judgement.....	42
3.10	Foreign Convict Prisoners admitted in Prisons from Court by Sex and Country of Domicile.....	42
3.11	Foreigner Remands admitted in Prisons from Court by Sex and Country of Domicile	44
CHAPTER FOUR		46
Offenders Transferred from One Prison to Another		46
4.0	Introduction	46
4.1	Transfer of Offenders by Sex and Region.....	46
CHAPTER FIVE.....		48
OFFENDERS RELEASED FROM PRISONS		48
5.0	Introduction	48
5.1	Offenders Released from Prisons	48
5.2	Convicted Prisoners Released on Extra Mural Penal Labour (EML) by Sex and Region, Tanzania Mainland, 2023	50
5.3	Prisoners Released after Paying Fines by Length of Sentence and Region	51
5.4	Escapee Offenders under Lawfull Custody by Sex and Region	52
5.5	Death of Offenders in Prisons by Region and Sex	53
5.6	Prisoners Released by Parole by Sex and Region	54
CHAPTER SIX		56
Offenders Charged with Disciplinary Penalties while in Prisons		56
6.0	Introduction	56
6.1	Offenders Awarded Penalties in Prisons by Region and Type of Crime	56
CHAPTER SEVEN.....		57
REMAND PRISONERS SENTENCED TO IMPRISONMENT WHILE IN PRISONS		57
7.0	Introduction	57
7.1	Remand Prisoners Convicted While in Prison by Region and Sex.....	57
CHAPTER EIGHT.....		59
CONCLUSION		59
8.0	Introduction	59
8.1	Recommendations	60
APPENDIX TABLES		61

List of Tables

Table 2.1	Offenders Remained in Prisons by Regions and Sex, Tanzania Mainland, 2022 and 2023	14
Table 2.2	Prisoners Remained in Prisons by Regions and Sex Group, Tanzania	15
Table 2.3	Prisoners Remained in Prisons by Regions and Age Tanzania Mainland, 2023 ..	16
Table 2.4	Prisoners Remained in Prisons by Region, Sex, and their Behaviour, Tanzania Mainland, 2023.....	18
Table 2.5	Prisoners Sentenced to Death by Region and Appeals, Tanzania Mainland, 2023	19
Table 2.6	Adult and Juvenile Prisoners remained in Prisons by Offences and Sex, Tanzania Mainland 2023	20
Table 2.7	Adult Prisoners Remained in Prisons by Type of Offence and Length of Sentences, Tanzania Mainland, 2023	22
Table 2.8	Remand Prisoners who were in Prisons by Sex and Type of Offences Tanzania Mainland, 2023.....	23
Table 2.9	Pregnant Prisoners and those with Children, by Type of Offence Tanzania Mainland, 2023.....	26
Table 2.10	Foreign Prisoners remained in Prisons by Type of Offence and Sex, Tanzania, 2023	26
Table 2.11	Foreign Prisoners remained in Prisons by country they come from and Sex, Tanzania Mainland, 2023	27
Table 2.12	Foreign Remand Prisoners remained in prisons by Type of Offence and Sex, Tanzania Mainland, 2023	27
Table 2.13	Foreign Remand Prisoners Remained in Prison by Sex and Country of Domicile, Tanzania Mainland, 2023	28
Table 3.1	Offenders Received in Prisons from Court by Region and Sex, Tanzania Mainland, and 2023.....	30
Table 3.2	Prisoners Admitted Directly from Court by Age Group, Sex and Region Tanzania Mainland, 2023	32
Table 3.3	Second and Recidivist Prisoners admitted in Prisons Directly from Court by Sex and Region, 2023.....	34
Table 3.4	Adult Prisoners admitted from Court by Sex, Type of offences and Length of Sentences, Tanzania Mainland, 2023	36
Table 3.5	Juvenile Prisoners admitted from Court by Sex, Type of Offence and, Length of Sentence, Tanzania Mainland, 2023	38
Table 3.6	Prisoners received in Prisons from Courts failed to pay Fines by Region and Length of Sentences, Tanzania Mainland, 2023.	39
Table 3.7	Pregnant Offenders received in Prisons directly from Courts and those with Children by Type of Offence, Tanzania Mainland, 2023.....	40
Table 3.8	Adult Remand Prisoners received directly from Courts by Sex, Type of Offences and duration before judgment, Tanzania Mainland, 2023	41
Table 3.9	Juvenile Remand Prisoners admitted in Prisons from Courts by Sex, Type of Offences and duration before Judgment, Tanzania Mainland, 2023.....	42

Table 3.10 Foreign Prisoners Received in Prisons from Courts by Sex and Domicile Country in Tanzania Mainland, 2023.....	43
Table 3.11 Foreign Prisoners Admitted in Prisons from Court by Sex and Type of Offenses Tanzania Mainland, 2023.....	43
Table 3.12 Foreigner Remands Admitted in Prisons from Court by Sex and Domicile Country, Tanzania Mainland, 2023.....	44
Table 3.13 Foreigner Remands Admitted in Prisons from Court by Type of Offence and Sex, Tanzania Mainland, 2023.....	45
Table 4.1 Offenders Transferred by Sex and Region Tanzania Mainland, 2023	47
Table 5.1 Offenders Released from Prison by Sex and Region, Tanzania Mainland, 2023 .	49
Table 5.2 Convicted Prisoners Released on Extra Mural Penal Employment (EML) by Region and Sex, Tanzania Mainland, 2023.....	50
Table 5.3 Prisoners Released after Paying Fines by Region and Length of Sentences, Tanzania Mainland, 2023	51
Table 5.4 Escapee Offenders by Region and Sex, Tanzania Mainland, 2023.....	52
Table 5.5 The Death of Offenders in Prison by Region and Sex Tanzania Mainland, 2023	53
Table 5.6 Prisoners released by Parole by Region and Sex 2023.	55
Table 6.1 Offenders Awarded Penalties in Prisons by Region and Type of Penalty in Tanzania Mainland, 2023	56
Table 7.1 Remand Prisoners Convicted While in Prison by Region and Sex in Tanzania Mainland, 2023.....	58

List of Figures

Figure 2.1 Offenders Remained in Prisons by Regions, Tanzania Mainland, 2023..... 14

Figure 2.2 Prisoners Remained in Prisons by Regions and Age Tanzania Mainland, 2023 .. 17

Figure 2.3 Adult Remand Prisoners who were in Prisons by Type of Offences and duration, Tanzania Mainland, 2023..... 24

Figure 2.4 Juvenile Remand Prisoners who were in Prisons by Type of Offences and duration, Tanzania Mainland, 2023..... 25

Figure 3.1 Offenders admitted in Prisons Tanzania Mainland, 2022 and 2023. 29

Figure 3.2 Offenders Received in Prisons from Court by Region and Sex, Tanzania Mainland, 2023..... 31

Figure 3.3 Second and Recidivist Prisoners admitted in Prisons Directly from Court by Region and Sex, Tanzania Mainland, 2023..... 34

Figure 5.1 Offenders Released from Prison by Region, Tanzania Mainland, 2023 49

Figure 5.2 Prisoners released by Parole by region and Sex 2023..... 55

Abbreviations

ACP	-	Assistant Commissioner of Prisons
CGP	-	Commissioner General of Prisons
DPP	-	Director of Public Prosecutions
Dr.	-	Doctor
DPRK	-	Democratic People's Republic of Korea
F	-	Female
INSP	-	Inspector of Prisons
J	-	Juvenile (Below 18 years)
M	-	Male
NSGRP	-	National Strategy for Growth and Reduction of Poverty
NBS	-	National Bureau of Statistics
O ^I /c	-	Officer In-Charge
RPO	-	Regional Prisons Officer
SP	-	Superintendent of Prisons
SGT	-	Sergeant
SSA	-	Senior State Attorney
SP	-	Superintendent of Prisons/Police
TPS	-	Tanzania Prisons Service
TSMP	-	Tanzania Statistical Master Plan
TPF	-	Tanzania Police Force
HIV/AIDS	-	Human immunual Virus

Foreword

The Tanzania Prisons Service (TPS) continues to produce statistical information for convicted and remand prisoners who are in prisons with the aim of showing their numbers, types, length of sentences and behaviour.

These reports will help Tanzania Prisons Service for planning and improving the quality and quantity of resources including human, finance and logistics. These will enable to preserve and rehabilitate prisoners who are in prisons until they finish their sentences in accordance with the law.



Mzee Ramadhan Nyamka
Kamishna Jenerali wa Magereza

TPS continues to acknowledge the importance of updating their information according to time. In collaboration with the National Bureau of Statistics (NBS) under the Tanzania Statistical Master Plan phase two (TSMP II), the TPS will be able to provide statistical information of all prisoners on a quarterly basis and eventually will be used to prepare annual reports.

This report will reveal the reality of TPS in facilitating, planning and decision-making initiatives then give the direction for delivery of better prisons services in the country among other tasks of reducing crime as specified in phase two of National Strategy for Growth and Reduction of Poverty (NSGRP II).

Moreover, I advice other criminal justice bodies and private institutions to continue collaborating with TPS in ensuring reduction of crime, as it will help to reduce congestion of offenders in prisons.



Mzee Ramadhani Nyamka
Commissioner General of Prisons,
Tanzania Mainland
DODOMA.

Acknowledgments

The completion of this eighth official statistical report of convicts and remands prisoner in Tanzania Mainland in 2023, has involved officers from TPS, experts from NBS and other stakeholders led by Assistance Commissioner of Prisons Rajabu H. Igongi. Special thanks go to the Commissioner General of Prisons Service Mzee Ramadhani Nyamka who provided different instructions and encouragement led to successful completion of this report, Director General of the National Bureau of Statistics Dr. Albina Chuwa through TSMP II funds for allowing NBS staffs to collaborate with Prisons staff in preparation of this report.



Chacha B. Jackson – SACP
Ag. Commissioner of Finance and
Administration

Moreover, thanks to stakeholders who participated in preparation of this report as follows: - ACP Rajabu H. Igongi (TPS), ACP Elizabeth G. Mbezi (TPS), SP- Mbaraka Z. Mavumba (TPS), SP Beatrice A. Kavenuke (TPS), SP Dr. Marius R. Emmanuel (TPS), SP Mwasimba M. Boge (TPS), A/Insp Gilbert M. Gratian (TPS), A/Insp Sikujua A. Emmanuel (TPS), A/Insp Ruth A. Mshiu (TPS), A/Insp Joyce S. Kamunu (TPS), A/Insp Getruda S. Yamsebo, A/Insp George R. Mabula, A/Insp Vitalis W. Nyakisakwa (TPF), A/Insp Hatibu S. Kungulilo (TPS), S/Sgt Yustamatha C. Kashorogoto (TPS), Sgt Regnald M. Shaban (TPS), Sgt Phillip C. Wangese (TPS), Beata A. Kittau (NPS), Valerian G. Tesha (NBS), Magreth J. Maningi (NBS) and Rainer G. Kiama (NBS).

In addition, special thanks goes to all Prison officers from all Prisons in Tanzania Mainland for their contribution in preparing this report. Also, Tanzania Police Force, National Prosecutions Services, and National Bureau of Statistics for allowing their staffs to participate in preparing this report.

A handwritten signature in blue ink, appearing to be 'Chacha B. Jackson', written over a dotted line.

Chacha B. Jackson
Ag. Commissioner of Finance and Administration
Tanzania Prisons Headquarters,
DODOMA.

SUMMARY

This is the eighth official statistical information disseminated by the Tanzania Prisons Service for Tanzania Mainland concerning prisons for the period starts January to December, 2023. In this period convict prisoners were 18,395 and remand prisoners were 8,407 compared to 15,960 convict prisoners and 13,905 remand prisoners in 2022. This is an increase of 2,435 convict's equivalent to 15.2, percent and remands 5,498 equivalent to 39.5 percent.

Second, all offenders received in prisons for the period starts January to December, 2023. In this period convict prisoners were 25,819 and remand prisoners were 90,733 compared to 27,217 equivalent 22.2 percent and convict prisoners 95,593 equivalent 77.8 percent remand prisoners of 2022. This is the decrease of 1,398 convict prisoner's equivalent to 5.1 percent and 4,860 remands equivalent to 5.1 percent.

Third, all offenders transferred from one prison to another due to various reasons including medical grounds, referral cases and the like for the period starting January to December, 2023. In this period convict prisoners were 10,541 and 3,202 remands compared to 10,010 convict and 3,162 remands of 2022. This is an increase of 531 convict prisoner's equivalent to 5.3 percent and 40 remands equivalent to 1.3 percent.

Fourth, all offenders released from prisons for the period of January to December, 2023 due to various reasons such as legal completion of their sentences. In this period, a total of 27,143 of convict prisoners and 66,283 remands were released compared to 25,901 convict prisoners and 64,500 remands of 2022. This is an increase of 1,242 convict prisoner's equivalent to 4.8 percent and 1,783 remands equivalent to 2.8 percent.

Fifth, deals with remands sentenced to imprisonment while in prisons for the period of January to December, 2023. A total of 5,982 remands were sentenced compared to 7,479 remands of 2022. This is a decrease of 1,497 remands equivalent to 20 percent sentenced while in prisons.

Last, is all offenders punished in various ways while in prisons for the period starts January to December, 2023. In this period, a total of 61 offenders were punished compared to 55 of 2022. This is an increase of 6 offender's equivalent to 10.9 percent.

CHAPTER ONE

Background

1.0 Introduction

This chapter describes the geographical landscape of the country and core tasks of the Tanzania Prisons Service (TPS) in Tanzania Mainland. The data provided by Prisons will facilitate planning process for ensuring that there are enough resources for monitoring and evaluating of various development outcomes. Basic necessities include working tools, human, financial and material resources, transport and communication equipments, offices, wards for prisoners and houses for prison officers are among the important facilities required to be in conducive working and living environment for prisoners and Prisons staff.

In addition, there is a need to improve the TPS by using modern technology while performing its core functions as given in Prisons Act. Cap No. 58. These initiatives will also contribute towards maintaining peace, order and security in the country.

Finally, development and maintenance of social security will be realized by shaping behavior and rehabilitating offenders in prisons. This process will eventually enable them to be good citizens who will be able to participate in various social and economic activities in the country after serving their sentences in prisons.

1.1 Geography and Administration

The United Republic of Tanzania resulted from the union of two countries Tanganyika and Zanzibar in 1964. It is among the six (6) countries that form the East African Countries including Kenya, Uganda, Rwanda, Burundi and South Sudan. It lays between latitudes 1⁰ and 12⁰ south of the Equator and longitude 29⁰ and 41⁰ East of Greenwich. It has an area of 945,087 square kilometers. It borders Kenya and Uganda in the North, borders Mozambique in the South, in the East is bordered by the Indian Ocean, in the West borders Rwanda, Burundi and the Democratic Republic of Congo and South west borders Malawi and Zambia.

Tanzania has three major lakes, Lake Victoria, Tanganyika and Nyasa. It has many tourist attraction sites; the country is the site of African's highest point of Mount Kilimanjaro with perpetual snow cover and National Parks, antiquities and beautiful beaches on the coast of the Mainland and in Zanzibar.

Tanzania's climate is tropical throughout the year with two rainy seasons of spring and autumn. Major economic activities include agriculture, animal husbandry, tourism, mining, manufacturing and other services. The national language is Kiswahili being spoken by nearly all citizens apart from having more than 120 tribes.

Since 1992, Tanzania follows a democratic system of multiparty politics. Tanzania has three pillars; the Parliament, the Executive and the Judiciary. The system comprises of two Governments, the Government of the United Republic and the Revolutionary Government of Zanzibar. Tanzania is administratively divided into 32 regions of which 27 are in Tanzania Mainland and five in Zanzibar Islands.

1.2 Tanzania Prisons Service

Tanzania Prisons Service was established officially on August 25th, 1931 after the division of the police forces and prisons. It is governed by an Act of Parliament known as Prisons Act. Cap No. 58. TPS has significantly contributed to maintaining peace and stability by executing its duties fully with greater integrity on the basis of human rights and good governance.

1.2.1 Responsibilities of Tanzania Prisons Service

Responsibilities of the TPS as stipulated in Prisons Act. Cap No. 58, are to contribute towards peace and stability in order to strengthen and maintain security in the community by doing the following;

- i. The safeguarding of all types of prisoners placed under legal protection in prisons.
- ii. Develop and implement programs for rehabilitation of prisoners and teach them productive activities and various skills practically and advice accordingly.
- iii. Conducting remand prisoners' service in accordance with the law.
- iv. Providing necessary advice on how to stop and control crimes also rehabilitation of prisoners.

The Tanzania Prisons Service currently is in the process of reforming its services with the aim of being a modern organ that will work in efficiency, accountability and professionalism of the highest order to fulfill its key responsibilities.

1.2.2 Tanzania Prisons Service Statistics

The Tanzania Prisons Service has three types of statistics, which are; administrative, crime and production statistics. Administrative statistics includes human resources, logistics and finance. Crime statistics involves the entire process of receiving and keeping offenders for the execution of punishment for convicts and taking remands for hearing their cases before the court of law and legal release of prisoners. Also, production statistics includes all information on production in various projects in prisons namely agricultural projects, livestock keeping and small manufacturing operations.

These statistics assist the TPS in its planning process and implementing development programmes. In this report chapters 2 to 7 provides statistical information of convict and remand prisoners in all prisons for the year 2023 in a wider scope.

1.2.3 The Statistical Unit of Tanzania Prisons Service

The Statistical Unit in the TPS is within the Directorate of Finance and Planning. The Unit receives information from different prisons, compiles, analyses, preserves, disseminates and then prepares annual report and policy formulation.

CHAPTER TWO

Prisoners remained in Prisons

2.0 Introduction

This chapter describes in detail characteristics of offenders who were in prisons countrywide at the end of 2023 by length of sentences, type of crime, behaviour, age, sex, nationality and region.

i. Prisoner

Is a person legally admitted to prison as a punishment for a crime committed.

ii. Remand

A person (a defendant) on bail or in custody especially when a trial is adjourned.

2.1 Prisoner's Statistics by Region and Sex

This report focuses on offenders who were in prisons at the end of 2023. Statistics reveal that in 2023 there were 26,802 offenders in prisons compared to 32,190 in 2022. This is a decrease of 5,388 offenders, equivalent to 16.7 percent. Out of all offenders 8,407 were remand prisoners compared to 13,905 of 2022. This was a decrease of 5,498 remand prisoners, equivalent to 39.5 percent and 18,395 convicts compared to 15,960 of 2022. Thus, the number of prisoners increased by 2,435, equivalent to 15.2 percent.

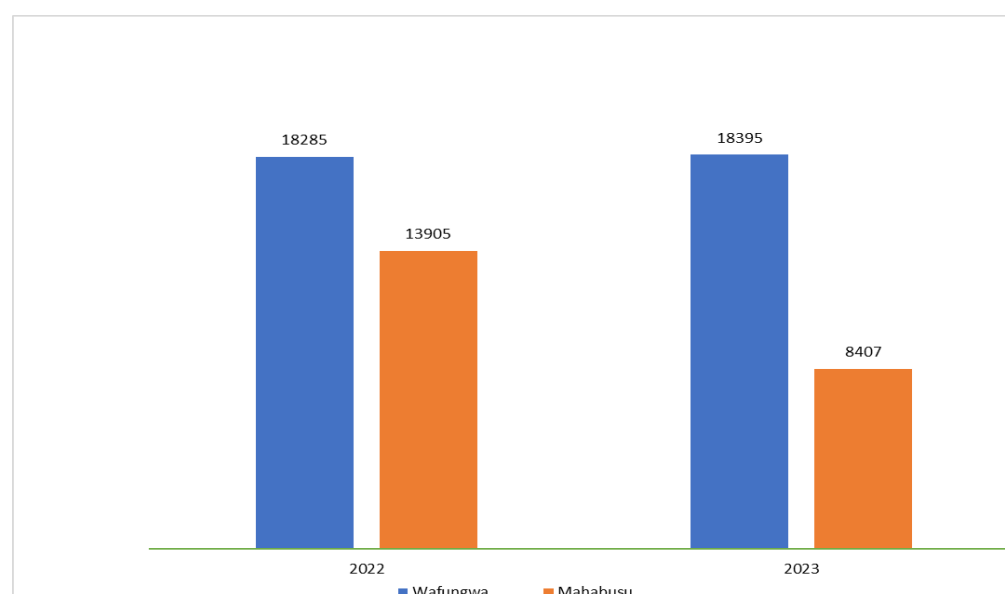
Regions with more offenders in 2023 were Dar es Salaam (3,698; 13.8 percent), Tanga (2,701; 10.1 percent) and Mbeya (1,595; 5.9 percent). On the other hand, regions with fewer offenders were Songwe (267; 1 percent), Singida (466; 1.7 percent) and Ruvuma (468; 1.7 percent). (Table 2.1 and Figure 2.1).

Table 2.1 Offenders Remained in Prisons by Regions and Sex, Tanzania Mainland, 2022 and 2023

Region	2022			Total	2023			Total	Percent
	Adult		Juveniles		Adult		Juveniles		
	M	F			M	F			
Arusha	1,183	39	0	1,222	809	22	0	831	3.1
Dar es salaam	4,367	185	19	4,571	3,562	123	13	3698	13.8
Dodoma	1,583	59	17	1,659	1,236	42	11	1289	4.8
Geita	817	21	18	856	625	15	12	652	2.4
Iringa	1004	19	0	1,023	895	14	0	909	3.4
Kagera	1,641	68	0	1,709	1,325	42	0	1367	5.1
Kigoma	993	48	9	1,050	652	35	6	693	2.6
Kilimanjaro	1,233	58	0	1,291	896	45	0	941	3.5
Katavi	408	11	3	422	531	8	2	541	2
Lindi	539	6	0	545	545	5	0	550	2.1
Manyara	756	22	0	778	712	18	0	730	2.7
Mara	1,539	48	13	1,600	1,225	36	13	1274	4.7
Mbeya	1,765	50	0	1,815	1,562	32	0	1594	5.9
Morogoro	1,522	59	72	1,653	1,325	52	52	1429	5.3
Mtwara	634	18	1	653	526	13	1	540	2
Mwanza	1,493	82	0	1,575	1,125	74	0	1199	4.8
Njombe	614	8	0	622	526	7	0	533	2
Pwani	1,059	12	4	1,075	985	7	2	994	3.7
Ruvuma	559	21	0	580	452	16	0	468	1.7
Rukwa	803	18	0	821	652	13	0	665	2.9
Singida	604	16	0	620	452	14	0	466	1.7
Shinyanga	614	21	0	635	523	16	0	539	2
Songwe	397	9	8	414	256	6	5	267	1
Simiyu	617	23	0	640	523	16	0	539	2
Tabora	1,427	38	8	1,473	1,356	33	4	1393	5.2
Tanga	2,864	17	7	2,888	2,685	11	5	2701	10
Total	31,035	976	179	32,190	25,961	715	126	26,802	100

Source: Tanzania Prisons Service

Figure 2.1 Offenders Remained in Prisons by Regions, Tanzania Mainland, 2023



Source: Tanzania Prisons Service

2.2 Prisoners Remained in Prisons by Regions and Age Tanzania Mainland, 2023

In 2023, statistics shown that male were 25,961 prisoners in prison equivalent to 96.9 percent, female were 715 equivalent to 2.7 percent and juveniles were 126 equivalent to 0.4 percent. In 2022 male prisoners were 31,035 equivalent to 96.4 percent, female were 796 equivalent to 2.5 percent and juveniles were 179 equivalent to 0.6 percent.

Regions with more offenders in 2023 were Dar es Salaam (3,698; 13.8 percent), Tanga (2,701; 10.1 percent) and Mbeya (1595; 5.9 percent). On the other hand, regions with fewer offenders were Songwe (267; 1 percent), Singida (466; 1.7 percent) and Ruvuma (468; 1.7 percent) (Table 2.2).

Table 2.2 Prisoners Remained in Prisons by Regions and Sex Group, Tanzania

Region	2022			Total	2023			Total	Percent
	Adult		Juveniles		Adult		Juveniles		
	M	F			M	F			
Arusha	1,183	39	0	1,222	809	22	0	831	3.1
Dar es salaam	4,367	185	19	4,571	3,562	123	13	3698	13.8
Dodoma	1,583	59	17	1,659	1,236	42	11	1289	4.8
Geita	817	21	18	856	625	15	12	652	2.4
Iringa	1004	19	0	1,023	895	14	0	909	3.4
Kagera	1,641	68	0	1,709	1,325	42	0	1367	5.1
Kigoma	993	48	9	1,050	652	35	6	693	2.6
Kilimanjaro	1,233	58	0	1,291	896	45	0	941	3.5
Katavi	408	11	3	422	531	8	2	541	2
Lindi	539	6	0	545	545	5	0	550	2.1
Manyara	756	22	0	778	712	18	0	730	2.7
Mara	1,539	48	13	1,600	1,225	36	13	1274	4.7
Mbeya	1,765	50	0	1,815	1,562	32	0	1594	5.9
Morogoro	1,522	59	72	1,653	1,325	52	52	1429	5.3
Mtwara	634	18	1	653	526	13	1	540	2
Mwanza	1,493	82	0	1,575	1,125	74	0	1199	4.8
Njombe	614	8	0	622	526	7	0	533	2
Pwani	1,059	12	4	1,075	985	7	2	994	3.7
Ruvuma	559	21	0	580	452	16	0	468	1.7
Rukwa	803	18	0	821	652	13	0	665	2.9
Singida	604	16	0	620	452	14	0	466	1.7
Shinyanga	614	21	0	635	523	16	0	539	2
Songwe	397	9	8	414	256	6	5	267	1
Simiyu	617	23	0	640	523	16	0	539	2
Tabora	1,427	38	8	1,473	1,356	33	4	1393	5.2
Tanga	2,864	17	7	2,888	2,685	11	5	2701	10
Total	31,035	976	179	32,190	25,961	715	126	26,802	100

Source: Tanzania Prisons Service

2.3 Prisoners Remained in Prisons by Regions and Age Tanzania Mainland, 2023

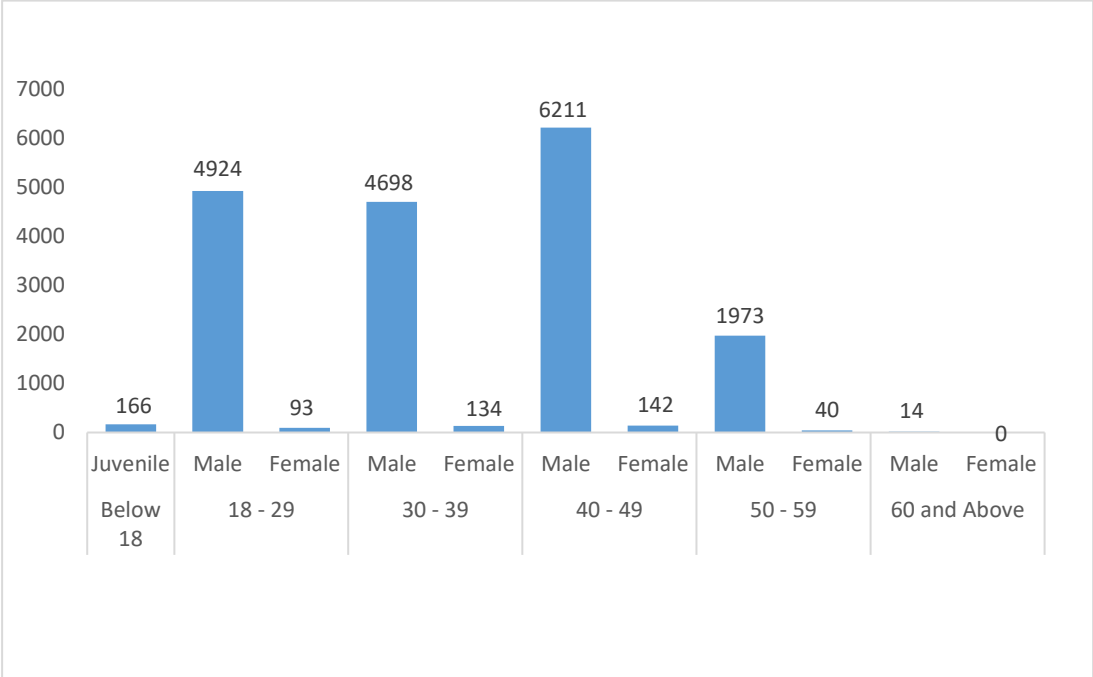
A total of 18,395 prisoners were in prisons. Prisoners aged 19 to 29 were 5,017 equals to 27.3 percent, Prisoners aged 30 to 39 were 4,832 equals to 26.3 percent, prisoners aged 40 to 49 were 6,353 equals to 34.5 percent, Prisoners aged 50 to 59, was 2013 equal to 10.9 percent. This age is the workforce of our nation. And Prisoners over 60 years old were 14 equals to 0.1 percent, (Table 2.3 and Figure 2.2).

Table 2.3 Prisoners Remained in Prisons by Regions and Age Tanzania Mainland, 2023

Region	Below 18		19 – 29		30 - 39		40 - 49		50 - 59		60 and Above		Grand Total
	J	M	F	M	F	M	F	M	F	M	F		
Arusha	0	312	0	166	7	208	0	30	9	0	0	732	
Dar es Salaam	16	225	6	248	20	734	16	218	0	0	0	1483	
Dodoma	1	208	19	117	1	690	11	95	2	0	0	1144	
Geita	15	132	2	218	3	134	6	65	0	0	0	575	
Iringa	0	178	3	258	2	175	0	44	0	0	0	660	
Kagera	0	358	3	429	12	306	9	86	2	3	0	1208	
Kigoma	0	365	6	186	13	115	3	102	0	0	0	790	
Kilimanjaro	0	292	10	178	7	117	6	135	0	0	0	745	
Katavi	0	57	0	100	1	88	1	9	0	0	0	256	
Lindi	1	149	2	0	0	146	2	32	0	2	0	334	
Manyara	0	101	4	146	5	145	5	36	1	0	0	443	
Mara	4	198	6	286	0	356	8	117	6	0	0	981	
Mbeya	0	308	6	354	4	491	13	86	3	0	0	1265	
Morogoro	87	265	6	295	11	360	10	189	3	0	0	1226	
Mtwara	0	24	0	141	4	189	4	63	1	0	0	426	
Mwanza	26	310	8	314	17	308	9	137	5	0	0	1134	
Njombe	0	136	0	21	2	120	4	25	0	0	0	308	
Pwani	0	118	0	192	2	151	2	101	0	0	0	566	
Ruvuma	0	184	2	0	4	164	2	34	2	0	0	392	
Rukwa	0	89	0	256	5	250	3	18	2	0	0	623	
Singida	0	152	2	152	2	0	1	53	0	0	0	362	
Shinyanga	0	109	5	138	3	99	3	27	1	0	0	385	
Songwe	0	29	0	96	1	77	5	27	0	0	0	235	
Simiyu	0	68	0	120	3	102	2	87	1	9	0	392	
Tabora	0	229	3	287	5	207	6	102	1	0	0	840	
Tanga	16	328	0	0	0	479	11	55	1	0	0	890	
Total		4,924	93	4,698	134	6,211	142	1,973	40	14	0	18,395	

Source: Tanzania Prisons Service

Figure 2.2 Prisoners Remained in Prisons by Regions and Age Tanzania Mainland, 2023



Source: Tanzania Prisons Service

2.4 Prisoners Remained in Prisons by Regions, Sex and Behaviour

There are two categories of prisoners which defined according to their specific behaviour. First, *Star prisoners*: - these are prisoners who are first or second offenders who’s their criminal history or records, behaviour and past offences committed show that they are eligible for training and rehabilitation. Second, *Ordinary prisoners*: - these are defined as prisoners who do not qualify to be in the group of *Star prisoners*.

In 2023, there were 18,395 prisoners in prisons, out of them 13,506 equivalent to 73.4 percent were star prisoners and 4,889 equivalent to 26.6 percent were ordinary prisoners (Table 2.4).

Table 2.4 Prisoners Remained in Prisons by Region, Sex, and their Behaviour, Tanzania Mainland, 2023

Region	Star Prisoners				Ordinary Prisoners				Grand Total
	Male	Female	Juvenile	Total	Male	Female	Juvenile	Total	
Arusha	492	11	0	503	224	5	0	229	732
Dar es salaam	780	45	0	825	423	0	0	423	1248
Dodoma	776	25	9	810	270	8	3	281	1091
Geita	485	8	3	496	47	3	0	50	546
Iringa	578	5	0	583	77	0	0	77	660
Kagera	761	13	0	774	240	13	0	253	1027
Kigoma	658	21	0	679	110	1	0	111	790
Kilimanjaro	412	13	0	425	310	10	0	320	745
Katavi	204	2	0	206	50	0	0	50	256
Lindi	256	5	0	261	72	1	0	73	334
Manyara	330	13	0	343	98	2	0	100	443
Mara	729	19	0	748	230	3	0	233	981
Mbeya	875	25	0	900	364	1	0	365	1265
Morogoro	720	30	19	769	452	0	5	457	1226
Mtwara	221	6	0	227	196	3	0	199	426
Mwanza	540	38	0	578	346	1	0	347	925
Njombe	234	5	0	239	68	1	0	69	308
Pwani	425	4	4	433	132	0	1	133	566
Ruvuma	230	10	0	240	152	0	0	152	392
Rukwa	488	6	0	494	125	4	0	129	623
Singida	251	4	0	255	106	1	0	107	362
Shinyanga	237	12	0	249	136	0	0	136	385
Songwe	150	4	0	154	79	2	0	81	235
Simiyu	193	4	0	197	125	2	0	127	324
Tabora	746	14	8	768	69	1	2	72	840
Tanga	1,340	6	4	1350	311	2	2	315	1665
Total	13,111	348	47	13,506	4,812	64	13	4,889	18,395

Source: Tanzania Prisons Service

2.5 Prisoners Sentenced to Death Penalty and their Status of Appeals

In 2023, a total of 802 were prisoners of death penalty and all of them appealed to the Tanzania Court of Appeal. Out of them 176 appeals were dismissed, equivalent to 21.9 percent, and 626 appeals equivalent to 78.1 percent were still pending in court, waiting for hearing and determination of their appeals. For condemned prisoners whose appeals were rejected are still in prisons waiting for execution, (Table 2.5 and Figure 2.3).

Table 2.5 Prisoners Sentenced to Death by Region and Appeals, Tanzania Mainland, 2023

Region	Rejected Appeals			Pending Appeals			Grand Total
	Male	Female	Total	Male	Female	Total	
Arusha	0	0	0	13	0	13	13
Dar es salaam	15	0	15	89	5	94	109
Dodoma	26	0	26	98	4	102	128
Kagera	3	0	3	25	0	25	28
Kilimanjaro	2	0	2	5	0	5	7
Mbeya	34	0	34	82	5	87	121
Mtwara	9	0	9	38	0	38	47
Mwanza	39	2	41	126	12	138	179
Ruvuma	0	0	0	4	0	4	4
Tabora	38	0	38	75	3	78	116
Tanga	8	0	8	42	0	42	50
Total	174	2	176	597	29	626	802

Source: Tanzania Prisons Service

Note: The missing regions has no figure (data)

2.6 Adult and Juvenile Prisoners Remained in Prisons by Sex and Type of Offence

Adult prisoners in prisons in 2023 were 18,229 equals to 99.7 percent of all prisoners. The three main crimes committed by more prisoners than other crimes are Theft (5,245; 28.5 percent), Wounding and assault (2,005; 10.9 percent) and Burglary and theft (1,650; 9 percent). The crimes committed by a few prisoners are Money laundering 36, threatening to kill 28, obtaining money by deception 33, disrespecting the order of the Court 39 and making a mess 44. All equal to 0.2 percent.

In addition, in 2023, the total number of young prisoners present in all prisons in mainland Tanzania was 166, equal to 0.9 percent of all prisoners. The crimes that had more young prisoners than others were Theft (60; 0.3 percent), Manslaughter (17; 0.1 percent) and Rape (12; 0.1 percent). The offenses committed by a minority of young prisoners are attempted murder and suicide (01; 0.01 percent), Possession of Narcotic drugs, manslaughter and drug trafficking (2; 0.01 percent) each offense, (Table 2.6).

Table 2.6 Adult and Juvenile Prisoners remained in Prisons by Offences and Sex, Tanzania Mainland 2023

Offences	Adult			Juvenile			Total Grand	Percent
	M	F	Total	M	F	Total		
Murder	771	31	802	0	0	0	802	4.4
Murder commute	69	0	69	0	0	0	69	0.4
Manslaughter	290	19	309	12	5	17	326	1.8
Attempted murder	130	2	132	1	0	1	133	0.7
Robbery	624	2	626	3	0	3	629	3.4
Drugs trafficking	494	41	535	2	0	2	537	2.9
Corruption	67	3	70	0	0	0	70	0.4
Possession of arms and Ammunition	78	2	80	0	0	0	80	0.4
Being found with drugs addiction	294	21	315	2	0	2	317	1.7
Theft	5,092	93	5185	52	8	60	5245	28.5
Possession of government trophies	356	11	367	0	0	0	367	2.0
Rape	753	5	758	12	0	12	770	4.2
Sodomy	8	0	8	0	0	0	8	0.0
Attack and injury	1,949	56	2005	0	0	0	2005	10.9
Arson	89	6	95	0	0	0	95	0.5
Human trafficking	4	0	4	0	0	0	4	0.0
Road trafficking	65	0	65	0	0	0	65	0.4
Being found with forest products	98	1	99	0	0	0	99	0.5
Illegal fishing	53	0	53	0	0	0	53	0.3
Economic sabotage	46	6	52	0	0	0	52	0.3
Money laundaring	36	0	36	0	0	0	36	0.2
Forgery	65	0	65	0	0	0	65	0.4
Being found with forest products	235	0	235	0	0	0	235	1.3
To Abandon children	5	2	7	0	0	0	7	0.0
Criminal trespass	109	3	112	0	0	0	112	0.6
To enter/to be in the country without permission	178	18	196	0	0	0	196	1.1
Possession of illicit liquor	276	12	288	0	0	0	288	1.6
Carelessness and loitering	385	9	394	7	1	8	402	2.2
Burglary	1,625	18	1643	7	0	7	1650	9.0
Threaten to kill	26	2	28	0	0	0	28	0.2
To get money through illegal ways	29	4	33	0	0	0	33	0.2
Contempt of Court Order	37	2	39	0	0	0	39	0.2
Creating a chaos	43	1	44	0	0	0	44	0.2
Destroy Properties	61	1	62	5	1	6	68	0.4
Threaten to kill through words	95	3	98	0	0	0	98	0.5
Give abusive Language	119	5	124	0	0	0	124	0.7
Being found with stolen property	126	0	126	0	0	0	126	0.7
Live stock theft	158	0	158	0	0	0	158	0.9
Others	2,879	33	2912	32	16	48	2960	16.1
Total	17,817	412	18,229	135	31	166	18,395	100
Percent	96.9	2.2	99.1	0.7	0.2	0.9	100	100

Source: Tanzania Prisons Service

2.7 Adult Prisoners Remained in Prisons by Type of Offence and Length of Sentence

In 2023, statistics show that, a total of 18,266 adult prisoners were in all prisons country wide. Most adult prisoners were convicted to serve sentences ranging less than 6 months with 5,847 prisoners equivalent to 32 percent. The sentence that served by fewer Adult prisoners in all prisons in the country were 30 yrs with 335 prisoner's equivalent to 1.8 percent, (Table 2.7).

Table 2.7 Adult Prisoners Remained in Prisons by Type of Offence and Length of Sentences, Tanzania Mainland, 2023

Offenses	Under 6 months	6 Months – 1 Yr	1 – 3 Yrs	3 – 5 Yrs	5 – 10 Yrs	10 -15 Yrs	15 – 20 Yrs	20 -30 Yrs	Over 30 Yrs	Life Sentence	Condem	Total
Murder	0	0	0	0	0	0	0	0	0	0	802	802
Murder commute	0	0	0	0	0	0	0	0	0	69	0	69
Manslaughter	47	22	88	77	60	12	3	0	0	0	0	309
Attempted murder	54	43	20	3	7	1	0	4	0	0	0	132
Robbery	61	75	47	69	135	85	4	121	17	12	0	626
Drugs trafficking	77	92	129	45	26	35	46	31	43	11	0	535
Corruption	34	26	8	1	1	0	0	0	0	0	0	70
Possession of arms and Ammunition	15	24	18	9	1	1	7	1	0	4	0	80
Being found with drugs addiction	51	61	84	25	6	11	22	31	13	11	0	315
Theft	2,112	2,017	606	343	85	17	5	0	0	0	0	5,185
Possession of government trophies	59	21	67	18	13	7	105	76	0	1	0	367
Rape	0	0	0	0	0	0	148	134	256	220	0	758
Sodomy	0	0	0	0	0	0	0	0	0	8	0	8
Attack and injury	821	838	257	60	18	6	5	0	0	0	0	2,005
Arson	27	28	7	23	5	0	0	1	2	2	0	95
Human trafficking	0	0	0	4	0	0	0	0	0	0	0	4
Road trafficking	25	40	0	0	0	0	0	0	0	0	0	65
Illegal fishing	0	32	21	0	0	0	0	0	0	0	0	53
Money laundering	0	0	32	13	0	0	0	0	0	0	0	45
Forgery	0	0	42	23	0	0	0	0	0	0	0	65
Being found with forest products	0	123	84	28	0	0	0	0	0	0	0	235
To Abandon children	0	7	0	0	0	0	0	0	0	0	0	7
Criminal trespass	18	52	42	0	0	0	0	0	0	0	0	112
To enter/to be in the country without permission	133	32	32	0	0	0	0	0	0	0	0	197
Possession of illicit liquor	145	109	34	0	0	0	0	0	0	0	0	288
Carelessness and loitering	324	49	21	0	0	0	0	0	0	0	0	394
Burglary	403	713	302	130	65	18	12	0	0	0	0	1643
Threaten to kill	0	12	14	0	0	0	0	0	0	0	0	26
To get money through illegal ways	0	19	14	0	0	0	0	0	0	0	0	33
Contempt of Court Order	10	29	0	0	0	0	0	0	0	0	0	39
Giving False Information	4	0	0	0	0	0	0	0	0	0	0	4
Creating a chaos	34	10	0	0	0	0	0	0	0	0	0	44
Destroy Properties	30	32	0	0	0	0	0	0	0	0	0	62
Threaten to kill through words	48	50	0	0	0	0	0	0	0	0	0	98
Give abusive Language	96	28	0	0	0	0	0	0	0	0	0	124
Being found with stolen property	102	24	0	0	0	0	0	0	0	0	0	126
Live stock theft	0	46	49	63	0	0	0	0	0	0	0	158
Others	1,117	852	965	142	23	22	27	5	4	0	0	3,157
Total	5,847	5,506	2,983	1,076	445	215	384	404	335	338	802	18,335

Source: Tanzania Prisons Service

2.8 Unconvicted Adult and Juvenile prisoners in Prisons whose Cases Pending in Court by Type of Offences, Sex and Duration

In 2023, a total of 8,407 remand prisoners remained in prisons waiting for judgments, out of them 8,341 equivalent to 99.2 percent were adult and 66 equivalent to 0.8 percent were juveniles.

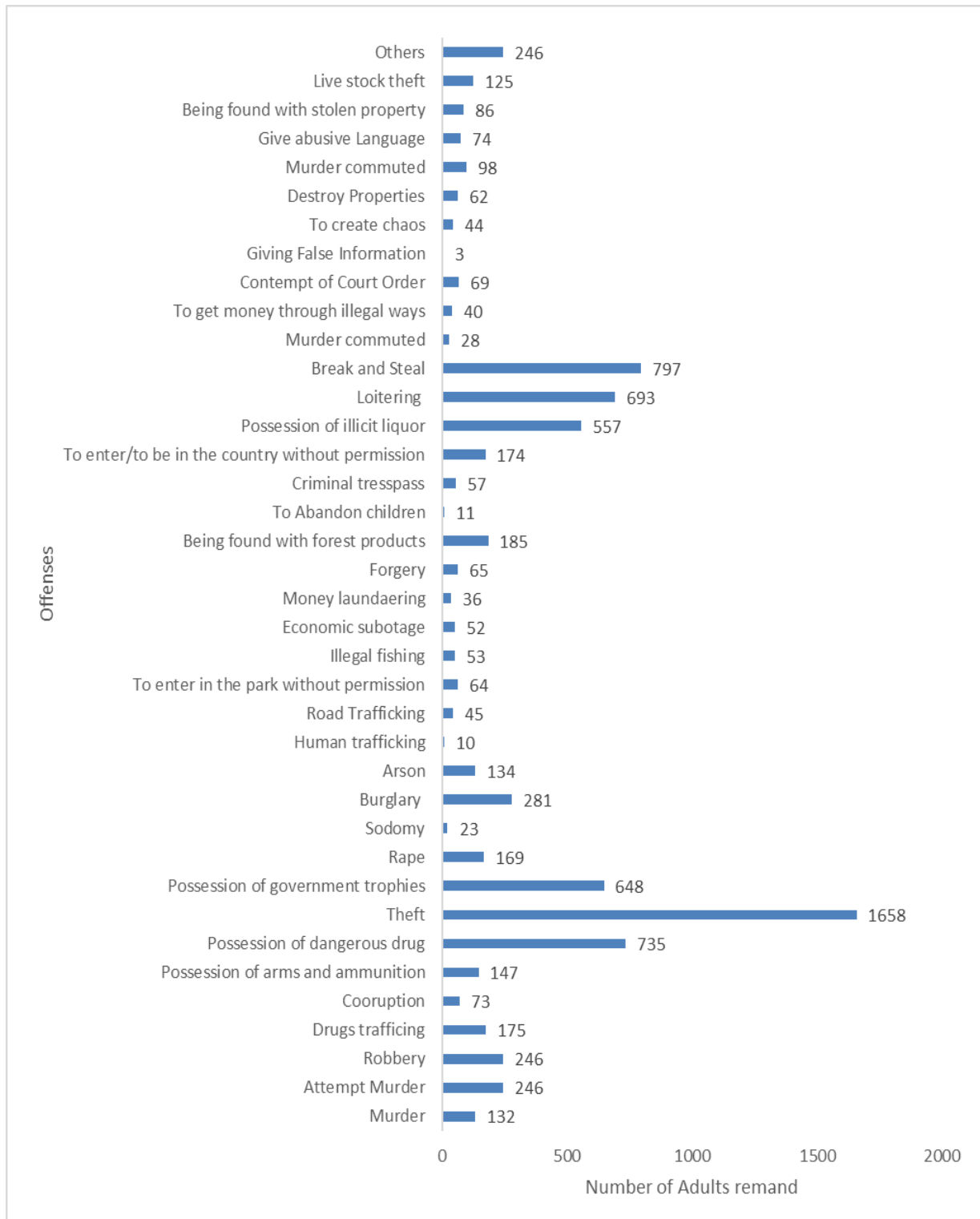
Most remand prisoners committed the following offences theft (1,679; 20 percent), (800; 9.5 percent) and Drugs Trafficking (737; 8.8 percent). However, offences committed by few remand prisoners were False Information (3; 0.04 percent), Human trafficking (10; 0.1 percent); and Neglecting to provide necessity to children (11; 0.1 percent), (Tables. 2.7, Figure 2.3, 2.4 attachment No. 7 and 8).

Table 2.8 Remand Prisoners who were in Prisons by Sex and Type of Offences Tanzania Mainland, 2023.

Offenses	Adults			Juvenile			Grand Total	Percent
	Male	Female	Total	Male-	Female	Total		
Murder	120	12	132	2	0	2	134	1.6
Attempt Murder	235	11	246	0	0	0	246	2.9
Robbery	236	10	246	0	0	0	246	2.9
Drugs trafficking	152	23	175	2	0	2	177	2.1
Coorruption	68	5	73	0	0	0	73	0.9
Possession of arms and ammunition	139	8	147	3	0	3	150	1.8
Possession of dangerous drug	723	12	735	2	0	2	737	8.8
Theft	1,632	26	1658	19	2	21	1679	20
Possession of government trophies	632	16	648	6	0	6	654	7.8
Rape	165	4	169	5	0	5	174	2.1
Sodomy	23	0	23	0	0	0	23	0.3
Burglary	236	45	281	6	0	6	287	3.4
Arson	125	9	134	0	0	0	134	1.6
Human trafficking	10	0	10	0	0	0	10	0.1
Road Trafficking	45	0	45	0	0	0	45	0.5
To enter in the park without permission	63	1	64	0	0	0	64	0.8
Illegal fishing	53	0	53	0	0	0	53	0.6
Economic sabotage	46	6	52	0	0	0	52	0.6
Money laundaering	36	0	36	0	0	0	36	0.4
Forgery	65	0	65	0	0	0	65	0.8
Being found with forest products	185	0	185	0	0	0	185	2.2
Neglecting to provide necessity to children	9	2	11	0	0	0	11	0.1
Criminal trespass	54	3	57	0	0	0	57	0.7
To enter/to be in the country without permission	165	9	174	0	0	0	174	2.1
Possession of illicit liquor	523	34	557	0	0	0	557	6.6
Loitering	671	22	693	2	0	2	695	8.3
Break and Steal	785	12	797	3	0	3	800	9.5
Murder commuted	26	2	28	0	0	0	28	0.3
To get money through illegal ways	36	4	40	0	0	0	40	0.5
Contempt of Court Order	67	2	69	0	0	0	69	0.8
Giving False Information	3	0	3	0	0	0	3	0
To create chaos	43	1	44	0	0	0	44	0.5
Destroy Properties	61	1	62	0	0	0	62	0.7
Murder commuted	95	3	98	0	0	0	98	1.2
Give abusive Language	69	5	74	0	0	0	74	0.9
Being found with stolen property	86	0	86	0	0	0	86	1
Live stock theft	125	0	125	0	0	0	125	1.5
Others	231	15	246	12	2	14	260	3.1
Total	8,038	303	8,341	62	4	66	8,407	100
Percent	95.6	3.6	99.2	0.7	0.04	0.8	100	100

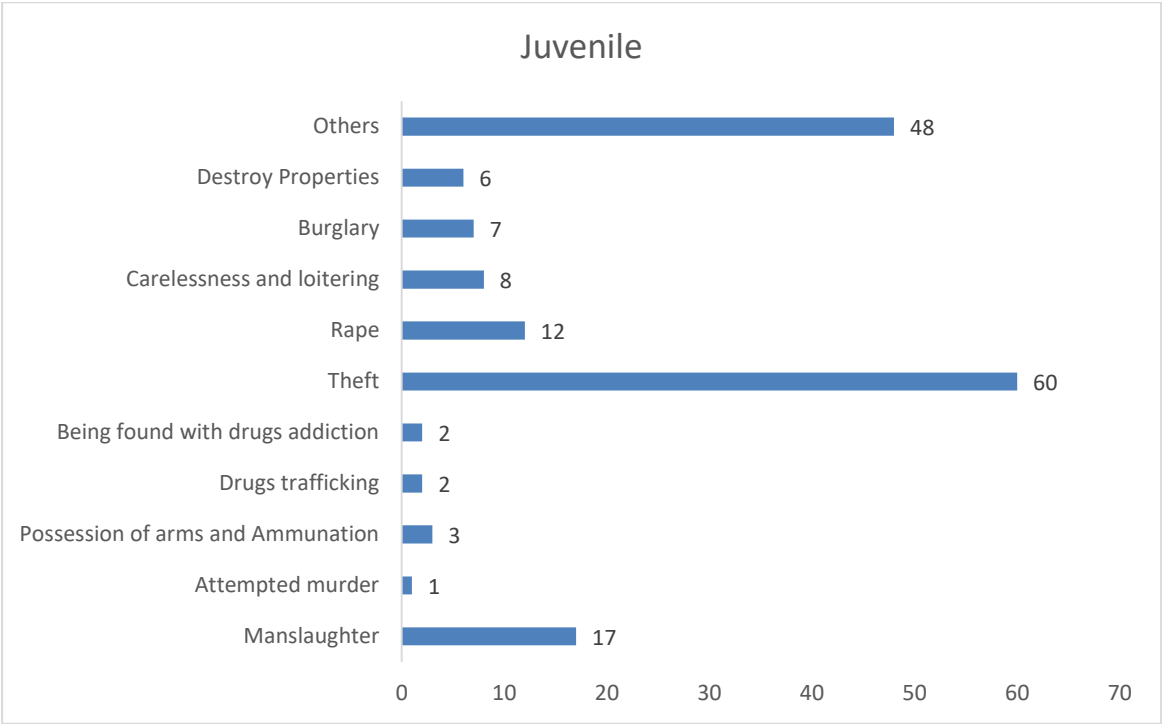
Source: Tanzania Prisons Service

Figure 2.3 Adult Remand Prisoners who were in Prisons by Type of Offences and duration, Tanzania Mainland, 2023



Source: Tanzania Prisons Service

Figure 2.4 Juvenile Remand Prisoners who were in Prisons by Type of Offences and duration, Tanzania Mainland, 2023



Source: Tanzania Prisons Service

2.9 Pregnant Offenders and those with Children

In 2023, there were 22 pregnant prisoners and 41 female prisoners having 52 children in prisons among of them convict prisoner having pregnant were 10 and 16 convict prisoner having 23 children. In addition, there were 12 pregnant remand prisoners and 25 female remands with 29 children.

Offences committed by the majority were; murder (18; 28.6 percent), Assault and injury (13; 20.6 percent) and theft (10; 15.9 percent) similarly, offences committed by fewer female offenders were, Manslaughter and Possession of illicit liquor (2 each; 3.2 percent) and Drug Trafficking (1; 1.6 percent), (Table 2.9).

Table 2.9 Pregnant Prisoners and those with Children, by Type of Offence Tanzania Mainland, 2023

Type of Offences	Convicted Prisoners			Remand Prisoners			Total	Percent
	Pregnant Prisoners	With infants	Juvenile	Pregnant Prisoners	With infants	Juvenile		
Murder	0	4	5	6	8	8	18	28.6
Murder commuted	0	0	0	1	1	1	2	3.2
Manslaughter	0	2	5	0	0	0	2	3.2
Attempt murder	0	2	2	1	2	3	5	7.9
Drug trafficking	0	0	0	0	1	1	1	1.6
Possession of dangerous drug	0	0	0	0	1	1	1	1.6
Theft	3	2	2	2	3	3	10	15.9
Assault and Injury	5	2	3	0	6	8	13	20.6
Possession of illicit liquor	0	1	2	0	1	1	2	3.2
Others	2	3	4	2	2	3	9	14.3
Total	10	16	23	12	25	29	63	100

Source: Tanzania Prisons Service

2.10 Foreign Prisoners remained in Prisons by Countries of Domicile Tanzania, 2023

Total of 1,577 foreign prisoners were in prisons in 2023. Among them (1,559; 98.9 percent) were males and (18; 1.1 percent) were female. Most prisoners were from Burundi (804; 51.6 percent) Ethiopia (561; 36 percent), and Rwanda (36; 2.3 percent).

Offences committed by the majority of remands were Illegal immigrant (1325; 84 percent), unlawful entering in game reserve (35; 2.2 percent) and Theft (26; 1.6 percent), (Table 2.10, 2.11 and Attachment No. 3).

Table 2.10 Foreign Prisoners remained in Prisons by Type of Offence and Sex, Tanzania, 2023

Type of Offence	Sex		Total
	Male	Femala	
Murder	1	0	1
Manslaughter	3	0	3
Drug Trafficking	14	0	14
Corruption	0	2	2
Possession of arms and ammunition	15	2	17
Possession of dangerous drug	4	0	4
Theft	26	0	26
Assault and Injury	0	1	1
Unlawfull entering in game reserve	35	0	35
Illegal immigrant	1320	5	1325
Burglary	3	0	3
Others	138	8	146
Total	1,559	18	1,577

Source: Tanzania Prisons Service

Table 2.11 Foreign Prisoners remained in Prisons by country they come from and Sex, Tanzania Mainland, 2023

Country	Sex		Total
	M	F	
Angola	1	0	1
Brazil	1	0	1
Burundi	799	5	804
Cameroun	2	0	2
China	6	0	6
DRC	33	2	35
Ethiopia	561	0	561
Ghana	1	0	1
Greece	1	0	1
Guinea	1	0	1
India	1	0	1
Indonesia	1	0	1
Iran	5	0	5
Ireland	1	0	1
Kenya	29	2	31
Liberia	2	0	2
Malawi	23	3	26
Malaysia	1	0	1
Msumbiji	4	0	4
Nigeria	26	0	26
Rwanda	33	3	36
Somalia	11	1	12
Uganda	12	2	14
Zambia	4	0	4
Total	1,559	18	1,577

Source: Tanzania Prisons Service

2.11 Foreign remands who were in Prisons by Types of Offences and Sex

Total of 415 foreign remand prisoners were in prisons in 2023. However, males remands were (405; 97.6 percent) compared to 10 female remands equivalent to 2.4 percent. Most of the remand prisoners came from Ethiopia (246; 59.3 percent), Burundi (85; 20.5 percent) and Kenya (18; 4.3 percent). Majority of remands were alleged to have been committed various offences, such as to enter/to be in the country without permission (317; 76.4 percent), To enter in the park without permission (33; 8 percent) and theft (15; 3.6 percent), (Tables. 2.12, 2.13 and attachment No.4).

Table 2.12 Foreign Remand Prisoners remained in prisons by Type of Offence and Sex, Tanzania Mainland, 2023

Offences	Sex		Total
	Male	Female	
Manslaughter	2	0	2
Drug Trafficing	9	1	10
Possession of arms and ammunition	11	2	13
Possession of dangerous drug	4	0	4
Theft	15	0	15
To enter in the park without permission	33	0	33
To enter/to be in the country without permission	314	3	317
Burglary	6	0	6
Others	11	4	15
Total	405	10	415

Source: Tanzania Prisons Service

Table 2.13 Foreign Remand Prisoners Remained in Prison by Sex and Country of Domicile, Tanzania Mainland, 2023

Countries	Sex		Total
	Male	Female	
Angola	1	0	1
Belgium	1	0	1
Burundi	81	4	85
Cameroun	1	0	1
China	1	0	1
DRC	8	2	10
Ethiopia	246	0	246
Guinea	1	0	1
India	3	0	3
Iran	14	0	14
Kenya	17	1	18
Latvia	2	0	2
Malawi	2	0	2
Nigeria	12	0	12
Rwanda	7	2	9
Somalia	1	0	1
Uganda	6	1	7
Zambia	1	0	1
Total	405	10	415

Source: Tanzania Prisons Service

2.12 Mentally Disordered Offenders Remained in Prisons,

These are mentally disordered people (ill) who committed crimes or not, but their presence in their community is dangerous not only to themselves but also to the community. In 2023, there were 60 mentally disordered offenders who was in Dodoma Region, among them 32 were male convict prisoners and 4 female convict prisoners. In addition, there were 22 male remands prisoners and one (1) female remand prisoner.

CHAPTER THREE

Offenders Admitted in Prisons Directly from Court

3.0 Introduction

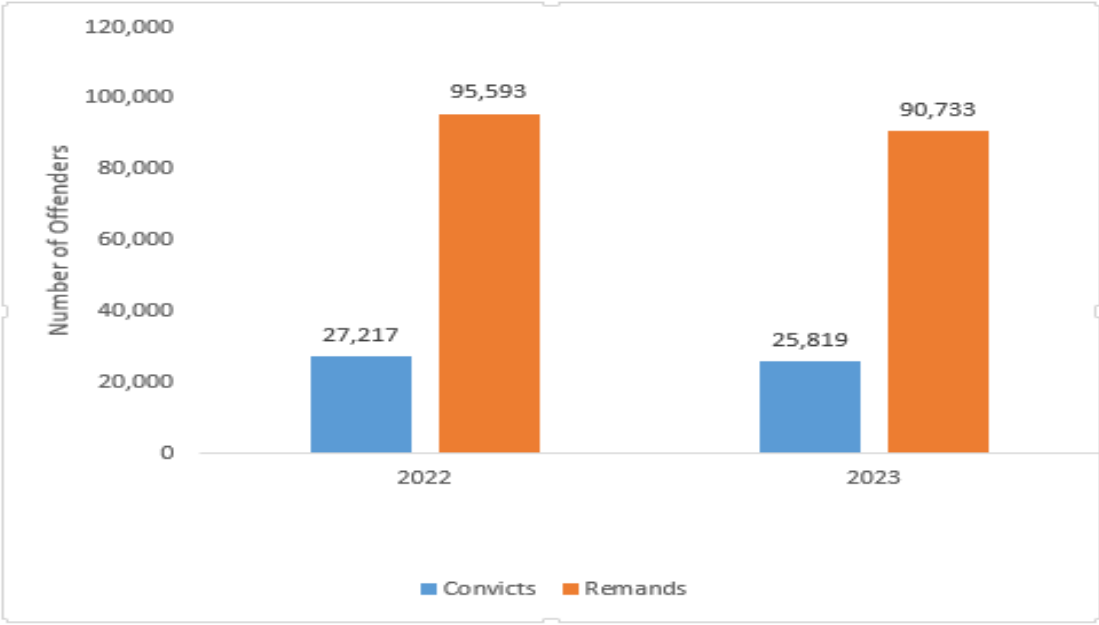
This chapter scrutinizes all offenders committed in prisons directly from courts in 2023, aiming at understanding different categories of offenders by sex, age, offences and the duration they have stayed in prisons waiting for their cases to be heard and determined, length of sentences and citizenship of the offenders concerned.

3.1 Offenders admitted in Prisons directly from Courts by Sex and Region

In 2023 a total of 116,552 offenders were admitted in prisons compared to 122,810 of 2022, this is a decrease of 6,258 equivalent to 5.1 percent.

Out of them convict prisoners were 25,819 equivalent to 22.2 percent and remand prisoners were 90,733 equivalent to 77.9 percent. While in 2022 convict prisoners were 27,217 equivalent to 22.16 percent and remand prisoners were 95,593 equivalent to 77.8 percent. This is a decrease of 4,860 convict’s equivalent to 5.1percent.

Figure 3.1 Offenders admitted in Prisons Tanzania Mainland, 2022 and 2023.



Source: Tanzania Prisons Service

In 2023, male offenders were 106,926 equivalent to 91.7 percent, 8,351 female equivalent to 7.2 percent and 1,275 juveniles equivalent to 1.1 percent. Likewise in 2022 male offenders were 112,397 equivalent to 91.5 percent, 8,965 female equivalent to 7.3 percent and juveniles 1,448 equivalent to 1.2 percent. This means male offenders decreased by 5,471 equivalent to 4.9 percent, female decreased by 614 equivalent to 6.9 and 173 juveniles equivalent 12.0 percent. (Attachment No.2).

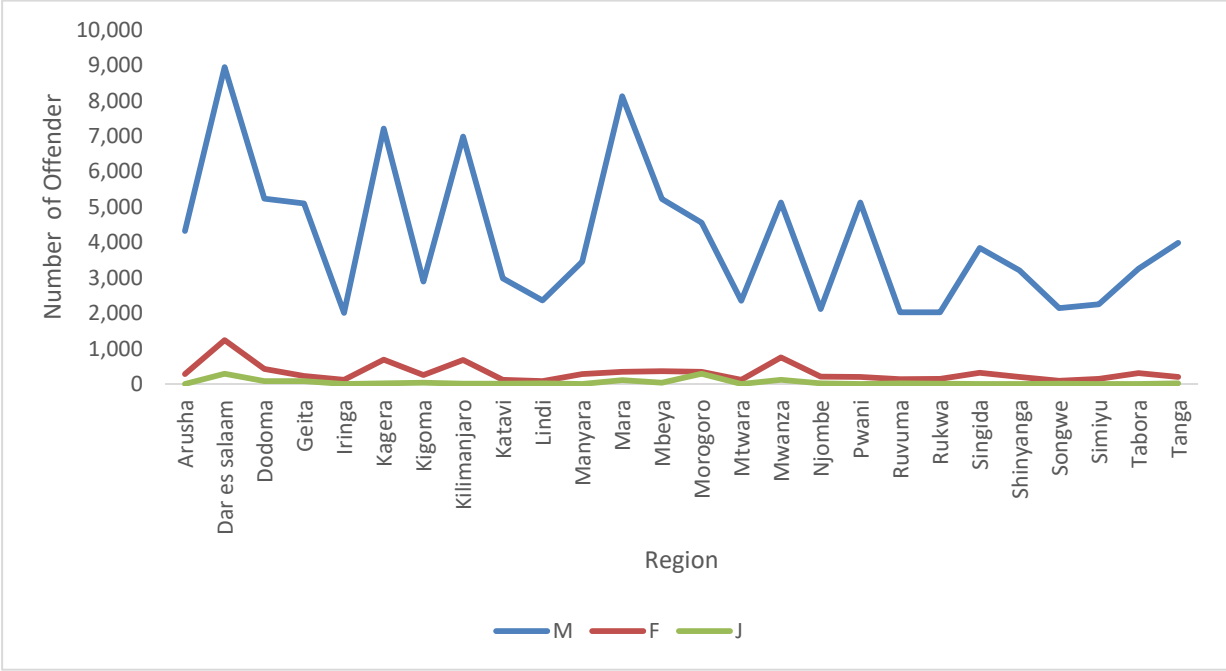
The regions received many offenders direct from court were Dar es Salaam (10,484; 9.0 percent). Mara (8,585; 7.4 percent), Kagera (7,927; 6.8 percent). The regions received fewer offenders were Iringa (2,142; 1.8 percent), Ruvuma (2,185; 1.9 percent), Rukwa (2,192; 1.9 percent), (Table 3.1 and Figure 3.2).

Table 3.1 Offenders Received in Prisons from Court by Region and Sex, Tanzania Mainland, and 2023.

Region	2022				2023			
	M	F	J	Total	M	F	J	Total
Arusha	4,659	332	3	4,994	4,325	286	4	4,615
Dar es salaam	8,041	1,643	382	10,066	8,952	1,245	291	10,488
Dodoma	5,837	467	100	6,404	5,236	426	85	5,747
Geita	5,378	217	134	5,729	5,103	227	84	5,414
Iringa	2,357	169	9	2,535	2,011	125	6	2,142
Kagera	7,589	786	17	8,392	7,215	689	23	7,927
Kigoma	3,600	232	32	3,864	2,896	256	36	3,188
Kilimanjaro	7,206	555	7	7,768	6,985	684	15	7,684
Katavi	3,208	158	31	3,397	2,985	124	14	3,123
Lindi	2,722	76	21	2,819	2,365	82	23	2,470
Manyara	3,737	276	5	4,018	3,452	288	3	3,743
Mara	8,352	372	129	8,853	8,125	348	112	8,585
Mbeya	5,373	391	36	5,800	5,231	368	42	5,641
Morogoro	4,693	369	306	5,368	4,562	348	296	5,206
Mtwara	2,433	133	8	2,574	2,352	122	6	2,480
Mwanza	5,382	712	107	6,201	5,124	756	123	6,003
Njombe	2,201	203	30	2,434	2,123	215	24	2,362
Pwani	5,365	191	12	5,568	5,124	205	8	5,337
Ruvuma	2,183	129	22	2,334	2,031	136	18	2,185
Rukwa	2,242	159	18	2,419	2,032	145	15	2,192
Singida	3,900	325	4	4,229	3,845	316	3	4,164
Shinyanga	3,149	245	0	3,394	3,214	201	4	3,419
Songwe	2,364	112	8	2,484	2,142	96	12	2,250
Simiyu	2,392	181	2	2,575	2,254	145	3	2,402
Tabora	3,043	342	5	3,390	3,256	312	6	3,574
Tanga	4,991	190	20	5,201	3,986	206	19	4,211
Total	112,397	8,965	1,448	122,810	106,926	8,351	1,275	116,552

Source: Tanzania Prisons Service

Figure 3.2 Offenders Received in Prisons from Court by Region and Sex, Tanzania Mainland, 2023



Source: Tanzania Prisons Service

3.2 Convict Prisoners admitted in Prisons from Courts by Age, Sex and Region

In 2023, a total of 25,819 convicts were admitted in prisons, while male convicts were 24,014, equivalent to 93.0 percent, 1,480 female equivalent to 5.7 percent and 325 juveniles equivalent to 1.3 percent. Among of them were in the age group of 40 – 49 that is 7,899, equivalent to 30.55 percent followed by convicts with the age group 30 – 39 that is 7,260 equivalent to 28.11 percent.

The Regions which admitted many convicts prisoners of the same cohort were D’Salaam (1,846; 7.2 percent), Morogoro (1,705; 6.6 percent), Tanga (1,572; 6.1 percent) and Regions received fewer convict prisoners of the same age group were Simiyu (385; 1.5 percent), Njombe (443; 1.7 percent) and Iringa (504; 1.2 percent). This is shown in Table 3.2.

Table 3.2 Prisoners Admitted Directly from Court by Age Group, Sex and Region Tanzania Mainland, 2023

Regio	Below 18 Yrs	18 -29 Yrs			30 -39 Yrs			40- 49 Yrs			50 -59 Yrs			60 and above			Grand Total
	J	M	F	T	M	F	T	M	F	T	M	F	T	M	F	T	
Arusha	2	219	12	231	199	12	211	214	11	225	110	8	118	12	2	14	801
Dar es Salaam	31	485	28	513	486	36	522	522	28	550	196	13	209	18	3	21	1846
Dodoma	9	374	14	388	419	23	442	357	24	381	108	17	125	15	2	17	1362
Geita	23	384	17	401	333	18	351	396	19	415	194	8	202	3	0	3	1395
Iringa	9	135	2	137	10	10	20	180	8	188	144	6	150	0	0	0	504
Kagera	17	421	17	438	569	35	604	574	58	632	275	27	302	8	2	10	2003
Kigoma	8	234	6	240	314	12	326	389	22	411	108	11	119	5	0	5	1109
Kilimanjaro	6	360	14	374	301	16	317	279	27	306	66	35	101	4	2	6	1110
Katavi	5	112	5	117	116	12	128	179	16	195	98	2	100	5	0	5	550
Lindi	19	188	5	193	289	11	300	138	18	156	81	8	89	0	0	0	757
Manyara	4	136	6	142	214	9	223	218	12	198	79	5	84	0	0	0	651
Mara	12	245	8	253	204	19	223	286	23	309	82	13	95	12		12	904
Mbeya	31	274	14	288	345	23	368	394	21	415	103	15	118	10	0	10	1230
Morogoro	54	426	24	450	538	31	569	318	32	350	255	18	273	9	0	9	1705
Mtwara	8	114	2	116	204	13	217	196	11	207	94	3	97	0	0	0	645
Mwanza	43	274	18	292	320	23	343	343	41	384	156	17	173	8	1	9	1244
Njombe	9	109	6	115	120	9	129	119	7	126	59	5	64	0	0	0	443
Pwani	6	483	3	486	242	11	253	347	10	357	123	7	130	5	0	5	1237
Ruvuma	3	214	2	216	310	5	315	338	13	351	184	8	192	0	0	0	1077
Rukwa	4	142	6	148	153	13	166	158	12	170	81	6	87	0	0	0	575
Singida	3	140	4	144	211	14	225	175	15	190	102	9	111	6	0	6	679
Shinyanga	0	175	11	186	140	11	151	146	16	162	91	4	95	0	0	0	594
Songwe	6	136	9	145	98	10	108	244	9	253	96	6	102	0	0	0	614
Simiyu	0	174	11	185	59	10	69	86	12	98	28	3	31	2	0	2	385
Tabora	4	175	10	185	220	11	231	290	14	304	93	7	100	3	0	3	827
Tanga	9	395	15	410	425	24	449	539	27	566	119	11	130	8	0	8	1572
Total	325	6,524	269	6,793	6,839	421	7,260	7,425	506	7,899	3,125	272	3,397	133	12	145	25,819

Source: Tanzania Prisons Service

3.3 Second Offenders and Recidivists admitted in Prisons from Courts by Sex and Region

Normally when a convict prisoner is admitted in prison directly from court, first the historical background of an offender is examined to reveal if he/she has ever been convicted or not. This classification is based on three main categories; first offender, second offender (one previous conviction) and more than twice conviction (recidivist).

Most of the convict prisoners are those who were convicted for the second time. In 2023 the total number of offenders were 3914. The second offenders were 2,728 equivalent to 69.7 percent and recidivist prisoners were 1,186 equivalent to 30.3 percent. These statistics show that, still there are many convict prisoners jailed more than once.

Large number of convicts who were admitted in prisons men were 3,624 equivalent to 92.6 percent, female 100 equivalent to 2.5 percent and juvenile is 190 equivalent to 4.9 percent

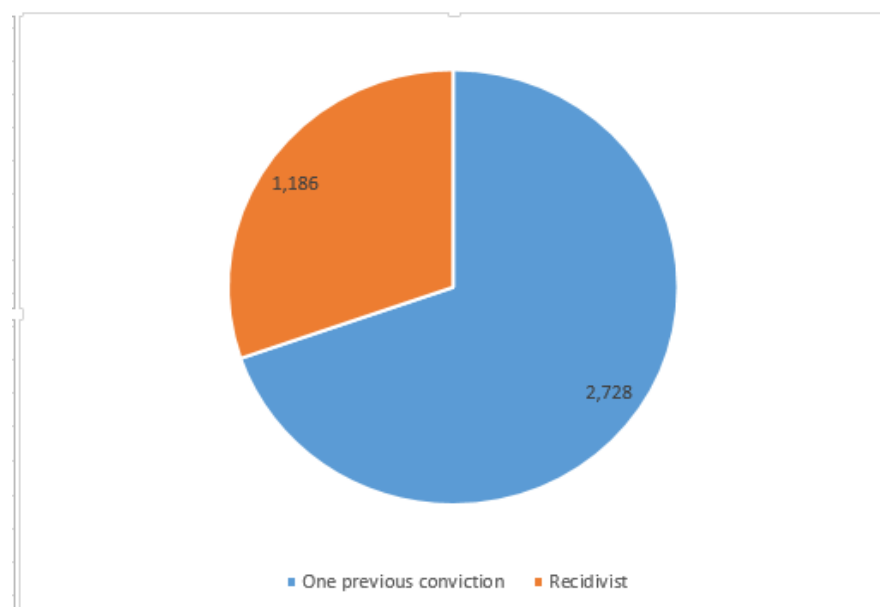
The Regions which admitted many recidivist prisoners were Kilimanjaro (484; 12.4 percent), Mara (326; 8.3 percent) and Arusha (274; 7.0 percent). Regions received fewer recidivist prisoners were Kagera (22; 0.6 percent), Katavi (29; 0.7 percent) and Songwe (40; 1 percent). (Table 3.3 and Figure 3.3).

Table 3.3 Second and Recidivist Prisoners admitted in Prisons Directly from Court by Sex and Region, 2023

Region	One previous conviction			Total	Recidivist			Total	Grand total			Total
	M	F	J		M	F	J		M	F	J	
Arusha	186	8	2	196	78	0	0	78	264	8	2	274
D'Salaam	185	15	25	225	9	0	6	15	194	15	31	240
Dodoma	96	0	7	103	63	0	2	65	159	0	9	168
Geita	90	1	19	110	17	0	4	21	107	1	23	131
Iringa	24	0	8	32	46	0	1	47	70	0	9	79
Kagera	5	0	12	17	1	0	4	5	6	0	16	22
Kigoma	71	5	6	82	32	0	2	34	103	5	8	116
Kilimanjaro	198	29	6	233	247	4	0	251	445	33	6	484
Katavi	23	1	5	29	0	0	0	0	23	1	5	29
Lindi	95	1	15	111	59	1	4	64	154	2	19	175
Manyara	82	1	4	87	53	0	0	53	135	1	4	140
Mara	212	10	16	238	80	2	6	88	292	12	22	326
Mbeya	115	0	23	138	40	0	8	48	155	0	31	186
Morogoro	198	1	1	200	74	0	0	74	272	1	1	274
Mtwara	62	4	0	66	33	1	0	34	95	5	0	100
Mwanza	123	3	0	126	51	0	0	51	174	3	0	177
Njombe	60	3	0	63	44	0	0	44	104	3	0	107
Pwani	62	1	0	63	25	0	0	25	87	1	0	88
Ruvuma	68	0	0	68	40	0	0	40	108	0	0	108
Rukwa	42	0	3	45	14	3	0	17	56	3	3	62
Singida	123	0	0	123	49	0	0	49	172	0	0	172
Shinyanga	45	0	0	45	2	0	0	2	47	0	0	47
Songwe	36	0	0	36	4	0	0	4	40	0	0	40
Simiyu	50	1	0	51	10	0	0	10	60	1	0	61
Tabora	111	1	0	112	11	0	0	11	122	1	0	123
Tanga	125	3	1	129	55	1	0	56	180	4	1	185
Total	2,487	88	153	2,728	1,137	12	37	1,186	3,624	100	190	3,914

Source: Tanzania Prisons Service

Figure 3.3 Second and Recidivist Prisoners admitted in Prisons Directly from Court by Region and Sex, Tanzania Mainland, 2023.



Source: Tanzania Prisons Service

3.4 Adult Convict Prisoners Admitted in Prisons from Court by Sex, Type of Offence and Length of Sentence

In 2023, adult convict prisoners admitted from courts were 25,494, men were 24,014 equivalent to 94.2 percent and female were 1,480 equivalent to 5.8 percent. Most of them were charged with the following offences; theft (8,838; 34.7 percent), Assault injury (2,386; 9.4 percent) and housing breaking (2,028; 7.9 percent). Whereby offences committed by fewer adult convicts were sodomies (8; 0.03 percent), human trafficking (11; 0.04 percent) and false information (12 0.05 percent) as shown in Table 3.4.

Table 3.4 Adult Prisoners admitted from Court by Sex, Type of offences and Length of Sentences, Tanzania Mainland, 2023

Types of Offence	Under 6 months	Over 6 months 1 year	Over 1-3 years	Over 3-5 years	Over 5- 10 years	Over 10-15 years	Over 15 - 20 years	Over 20 - 30 years	Over 30 years	Life Sentence	Death sentence	Total
Murder	0	0	0	0	0	0	0	0	0	0	96	96
Manslaughter	65	32	9	6	60	12	3	0	0	0	0	187
Attempt Murder	54	43	20	96	12	2	0	6	0	0	0	233
Armed Robbery	74	125	74	125	145	95	12	142	25	33	0	850
Drugs Trafficking	96	125	152	65	36	45	65	36	56	15	0	691
Corruption	56	38	12	3	5	0	0	0	0	0	0	114
Possession of fire arms and ammunition	29	39	24	26	12	0	0	0	0	0	0	130
Possession of dangerous drugs	63	89	126	46	16	14	35	65	36	15	0	505
Theft	4,251	2,569	1,025	652	253	65	23	0	0	0	0	8,838
Possession of government trophies	85	32	85	48	36	29	196	125	0	0	0	636
Rape	0	0	0	0	0	0	148	134	256	220	0	758
Sodomies	0	0	0	0	0	0	0	0	0	8	0	8
Assault injury	963	845	365	126	65	14	8	0	0	0	0	2,386
Arson	36	35	14	36	8	0	0	1	0	0	0	130
Human trafficking	0	3	4	4	0	0	0	0	0	0	0	11
Road traffic	36	52	0	0	0	0	0	0	0	0	0	88
Illegal trespass	45	36	42	0	0	0	0	0	0	0	0	123
Illegal fishing	0	65	36	0	0	0	0	0	0	0	0	101
Economic crime	0	0	16	23	0	0	0	0	0	0	0	39
Money laundry	0	0	39	18	0	0	0	0	0	0	0	57
Forgery	0	0	63	27	0	0	0	0	0	0	0	90
Illegal position of forest products	0	165	102	56	0	0	0	0	0	0	0	323
Neglect to provide necessity	0	14	0	0	0	0	0	0	0	0	0	14
Tresspass	26	65	54	0	0	0	0	0	0	0	0	145
Illegal Immigrant	145	125	89	0	0	0	0	0	0	0	0	359
Possession of illicit liquor	165	123	45	0	0	0	0	0	0	0	0	333
Roues & vagabonds	356	59	32	0	0	0	0	0	0	0	0	447
House breaking	435	826	425	185	112	26	19	0	0	0	0	2,028
threat to kill	0	18	24	0	0	0	0	0	0	0	0	42
Obtain money by false pretense	0	29	33	0	0	0	0	0	0	0	0	62
Contempt of court	26	36	0	0	0	0	0	0	0	0	0	62
False information	12	0	0	0	0	0	0	0	0	0	0	12
Couse commotion	65	23	0	0	0	0	0	0	0	0	0	88
Destroy property	45	41	0	0	0	0	0	0	0	0	0	86
threat to kill by word	69	74	0	0	0	0	0	0	0	0	0	143
Abuse of language	126	63	0	0	0	0	0	0	0	0	0	189
Position of stolen property	145	68	0	0	0	0	0	0	0	0	0	213
Cattle theft	0	84	26	63	0	0	0	0	0	0	0	173
Others	2,420	965	1,023	136	45	36	65	6	8	0	0	4,704
Total	9,888	6,906	3,959	1,741	805	338	574	515	381	291	96	25,494

Source: Tanzania Prisons Service

3.5 Juvenile Convict Prisoners Admitted from Court by Sex, Type of Offence and Length of Sentence

In 2023, juvenile convict prisoners admitted from courts were 325, men were 277 equivalent to 85.2 percent and female were 48 equivalent to 14.8 percent. Most of juvenile convict prisoners were charged with; theft (40; 12.3 percent), assault/injury (29; 8.9 percent) and rouses/vagabonds (27; 8.3 percent). Offences charged fewer juvenile convicts were Attempt murder (2; 0.01 percent), Manslaughter, obtain money by false pretense and arson (3; 0.01 percent), (Table 3.5).

Table 3.5 Juvenile Prisoners admitted from Court by Sex, Type of Offence and, Length of Sentence, Tanzania Mainland, 2023

Type of Offence	Under 6 months	Over 6 months 1year	Over 1-3 years	Over 3 -5 years	Over 5- 10 years	Over 10-15 years	Over 15 - 20 years	Over 20 - 30 years	Over 30 years	Life Sentence	Death sentence	Total
Manslaughter	0	0	0	3	0	0	0	0	0	0	0	3
Murder commuted	0	0	2	0	0	0	0	0	0	0	0	2
Army Robbery	4	3	1	3	0	0	0	0	0	0	0	11
Transpotation of dangerous drugs	2	3	0	0	0	0	0	0	0	0	0	5
Possession of firearms and ammunition	2	3	0	0	0	0	0	0	0	0	0	5
Possession of dangerous drugs	4	6	3	0	0	0	0	0	0	0	0	13
Theft	6	12	8	6	8	0	0	0	0	0	0	40
Possession of government trophies	6	3	2	1	0	0	0	0	0	0	0	12
Rape	0	0	0	0	0	3	5	0	0	0	0	8
Wounding	8	12	6	3	0	0	0	0	0	0	0	29
Arson	0	0	3	0	0	0	0	0	0	0	0	3
Illegal entrence in the game reserve	6	12	4	0	0	0	0	0	0	0	0	22
Neglect to provide necessity	0	14	0	0	0	0	0	0	0	0	0	14
Illegal trespass	2	6	8	0	0	0	0	0	0	0	0	16
Possession of illicit liquor	8	6	4	0	0	0	0	0	0	0	0	18
Roues & vagabonds	12	6	9	0	0	0	0	0	0	0	0	27
House breaking	11	6	4	4	0	0	0	0	0	0	0	25
Attempt murder	0	4	2	0	0	0	0	0	0	0	0	6
Position of stolen property	0	2	1	0	0	0	0	0	0	0	0	3
Abuse of language	9	5	0	0	0	0	0	0	0	0	0	14
To own illegal property	4	6	0	0	0	0	0	0	0	0	0	10
Animal theft	0	6	5	0	0	0	0	0	0	0	0	11
Others	12	7	6	3	0	0	0	0	0	0	0	28
Total	96	122	68	23	8	3	5	0	0	0	0	325

Source: Tanzania Prisons Service

3.6 Convict Prisoners Admitted in Prisons from Court for failure to Pay Fines by Region and Length of Sentence

In 2023, a total of 10,591 convicts failed to pay fines were admitted in prisons from courts. Among them 8,034 equivalent to 75.9 percent were sentenced to serve imprisonment for the period of three months and above.

The Regions with large number of convicts who failed to pay fines were Kigoma (1,399; 13.2 percent), Kagera (993; 9.4 percent), D’Salaam (847; 8 percent) and Kilimanjaro (766; 7.2 percent) as shown in table 3.6.

Table 3.6 Prisoners received in Prisons from Courts failed to pay Fines by Region and Length of Sentences, Tanzania Mainland, 2023.

Region	Under 1 month	Over 1-3 months	Over 3 months	Total	Percent
Arusha	2	45	63	110	1
Dar Es Salaam	26	189	632	847	8
Dodoma	3	28	412	443	4.2
Geita	4	132	365	501	4.7
Iringa	9	56	214	279	2.6
Kagera	3	145	845	993	9.4
Kigoma	102	312	985	1399	13.2
Kilimanjaro	12	264	490	766	7.2
Katavi	3	42	63	108	1
Lindi	17	88	165	270	2.5
Manyara	6	82	125	213	2
Mara	5	65	142	212	2
Mbeya	3	96	423	522	4.9
Morogoro	4	56	385	445	4.2
Mtwara	16	102	85	203	1.9
Mwanza	8	114	385	507	4.8
Njombe	5	12	16	33	0.3
Pwani	6	14	740	760	7.2
Ruvuma	4	29	132	165	1.6
Rukwa	19	32	196	247	2.3
Singida	8	65	185	258	2.4
Shinyanga	6	42	63	111	1.1
Songwe	3	39	142	184	1.7
Simiyu	4	73	23	100	0.9
Tabora	3	42	384	429	4.1
Tanga	38	74	374	486	4.6
Total	319	2238	8034	10591	100

Source: Tanzania Prisons Service

3.7 Pregnant Offenders and those with Children admitted in Prisons directly from Courts by Type of Offence

In 2023, a total of 40 female convicts received direct from court, 19 were pregnant convicts and 21 female convicts having 25 children. Also there were a total of 87 remands prisoners, pregnant remand prisoners were 31 and 56 female remand having 62 children. Shown in Table 3.7.

Table 3.7 Pregnant Offenders received in Prisons directly from Courts and those with Children by Type of Offence, Tanzania Mainland, 2023.

Type of offences	Convicts			Remands		
	With pregnant	With children	Children	With pregnant	With children	Children
Murder	3	2	2	12	18	19
Manslaughter	2	3	4	1	2	2
Murder commuted	0	0	0	0	2	2
Army Robbery	1	0	0	2	1	1
Theft	5	3	4	3	4	4
Possession of government trophies	0	0	0	2	8	9
Wounding	3	4	4	6	9	10
Possession of illicit liquor	1	2	3	0	7	8
Loitering	0	3	3	2	3	4
Others	4	4	5	3	2	3
Total	19	21	25	31	56	62

Source: Tanzania Prisons Service

3.8 Adult Remand Prisoners Received Directly from Courts by Sex, Type of Offence and Time waiting for Judgement.

In 2023, adult remand prisoners admitted in prisons from courts waiting for judgments were 89,783, men were 82,912 equivalent to 92.4 percent and female were 6,871 equivalent to 7.7 percent. The majority of remands committed the following offences; theft (23,099; 25.7 percent), Assault and injured (7,917; 8.8 percent) and armed robbery (7,877; 8.8 percent). Whereas offences with fewer remands were; human trafficking (28; 0.03 percent), False information (102; 0.11 percent) and cottempt of court (104; 0.12 percent), (Table 3.8).

Table 3.8 Adult Remand Prisoners received directly from Courts by Sex, Type of Offences and duration before judgment, Tanzania Mainland, 2023

Type of offences	January - March		April - June		July - September		October - December		Total	Percent
	M	F	M	F	M	F	M	F		
Murder	485	185	456	185	658	145	745	147	3,006	3.35
Murder commuted	152	42	235	42	236	65	245	41	1,058	1.18
Armed Robbery	1,956	142	1,845	126	1,658	145	1,840	165	7,877	8.77
Transportation of dangerous drugs	356	15	203	14	356	21	602	35	1,602	1.78
Corruption	142	36	142	32	165	48	185	65	815	0.91
Possession of fire arms and ammunition	258	22	198	28	245	21	278	42	1,092	1.22
Possession of dangerous drugs	369	22	368	18	347	26	478	36	1,664	1.85
Theft	6,452	165	5,234	169	5,321	152	5,421	185	23,099	25.73
Possession of government trophies	1,452	26	1,352	42	1,548	26	1,685	28	6,159	6.86
Rape	840	12	895	8	785	17	843	13	3,413	3.8
Sodomies	120	0	84	0	65	0	85	0	354	0.36
Wounding	1,852	185	1,785	169	1,658	278	1,754	236	7,917	8.82
Arson	185	16	187	29	240	36	243	35	971	1.08
Human trafficking	8	0	6	0	5	0	9	0	28	0.03
Road traffic	253	15	362	13	458	32	321	14	1,468	1.64
Illegal entrance in the game reserve	113	6	125	4	145	6	163	18	580	0.65
Illegal fishing	89	0	142	0	126	0	175	0	532	0.59
Money roundry	36	0	45	0	26	0	32	0	139	0.15
Forgery	56	5	48	1	63	0	49	2	224	0.25
Illegal possession of forest products	125	4	136	5	142	6	163	2	583	0.65
Illegal trespass	39	0	53	0	42	0	62	0	196	0.22
Illegal Immigrant	186	12	156	18	189	21	153	25	760	0.85
Possession of illicit liquor	376	245	326	236	315	215	406	278	2,397	2.67
Loitering	289	171	321	253	296	244	323	271	2,168	2.41
House breaking	1,301	12	939	8	1,025	11	1,386	7	4,689	5.22
threat to kill	96	3	84	5	72	6	95	4	365	0.41
Money roundry	145	0	185	0	165	0	163	0	658	0.73
Common assault	20	0	23	0	24	0	37	0	104	0.12
False information	14	2	23	5	24	2	31	1	102	0.11
Common assault	5	4	43	2	56	1	62	2	175	0.19
Destroy property	123	4	152	4	135	2	163	3	586	0.65
threat to kill by words	125	6	146	8	185	6	175	4	655	0.73
Abuse of language	63	7	85	5	96	4	75	3	338	0.38
Position of stolen property	65	23	125	12	85	19	75	12	416	0.46
Cattle theft	168	0	145	0	136	0	138	0	587	0.65
Others	2,153	130	4,321	235	3,155	235	2,563	214	13,006	14.48
Total	20,467	1,517	20,975	1,676	20,247	1,790	21,223	1,888	89,783	100

Source: Tanzania Prisons Service

3.9 Juveniles Remand Prisoners admitted in Prisons directly from Courts by Sex, Type of Offence and Time waiting for Judgement.

In 2023, a total of 950 juveniles remand prisoners were admitted in prisons from courts, men were 858 equivalent to 90.3 percent and female were 92 equivalent to 9.7 percent. The majority of juvenile remands committed the following offences; theft (181; 19.1 percent), armed robbery (128; 13.5 percent) and Assault and injured (77; 8.1 percent). Offences committed by few juvenile remands were; Arson (11; 1.2 percent), Possession of Firearms and Ammunition (12; 1.3 percent) and Possession of illicit local liquor (15; 1.6 percent), (Table 3.9).

Table 3.9 Juvenile Remand Prisoners admitted in Prisons from Courts by Sex, Type of Offences and duration before Judgment, Tanzania Mainland, 2023.

Type of offences	January - March		April - June		July - September		October - December		Total	Percent
	M	F	M	F	M	F	M	F		
Murder	4	2	5	1	4	1	5	2	24	2.52
Murder commuted	12	0	8	0	15	0	16	0	51	5.36
Armed Robbery	25	0	31	0	34	0	38	0	128	13.5
Transportation of dangerous drugs	4	0	5	0	6	0	8	0	23	2.42
Possession of fire arms and ammunition	3	0	2	0	3	0	4	0	12	1.26
Possession of dangerous drugs	9	0	5	0	6	0	8	0	28	2.95
Theft	26	4	36	5	39	11	52	8	181	19.1
Possession of government trophies	12	0	9	0	11	0	15	0	47	4.95
Rape	9	0	14	0	11	0	15	0	49	5.16
Wounding	5	0	4	0	2	0	4	0	15	1.58
Arson	2	0	4	0	3	0	2	0	11	1.16
Possession of illicit liquor	5	0	4	0	2	0	4	0	15	1.58
Loitering	11	1	12	2	9	1	11	2	49	5.16
House breaking	16	0	18	0	21	0	22	0	77	8.11
threat to kill	4	0	6	0	12	0	8	0	30	3.16
Cattle theft	12	0	9	0	8	0	8	0	37	3.89
Others	33	12	35	14	31	13	22	13	173	18.2
Total	192	19	207	22	217	26	242	25	950	100

Source: Tanzania Prisons Service

3.10 Foreign Convict Prisoners admitted in Prisons from Court by Sex and Country of Domicile.

In 2023, foreign convict prisoners admitted in prisons from courts were 2,674, male were 2,611 equivalent to 97.6 percent and 63 were female equivalent to 2.4 percent. Most of them were from; Burundi (1,318; 49.3 percent), Ethiopia (1,150; 43.0 percent), and Rwanda (57; 2.1 percent).

Majority of foreign convicts committed the following offences; Illegal Immigrant 1,624; 60.7 percent) and Unlawful presence (829; 31.0 percent) and Illegal fishing (56; 2.1 percent). Offences committed by fewer foreign convicts were murder, Illegal trespass and Obtain money by false pretence one (1 each equivalent to 0.04 percent), (Table 3.10 and 3.11)

Table 3.10 Foreign Prisoners Received in Prisons from Courts by Sex and Domicile Country in Tanzania Mainland, 2023.

Country of domicile	Sex		Total
	M	F	
Bangladesh	4	0	4
Burundi	1268	50	1318
Cameroon	1	0	1
Congo	13	0	13
Democratic Republic of the Congo	22	0	22
Ethiopia	1150	0	1150
Guinea	1	0	1
Cote d'Ivoire	1	0	1
Kenya	22	1	23
Malawi	4	1	5
Nepal	3	0	3
Nigeria	2	1	3
Rwanda	51	6	57
Somalia	47	2	49
South Africa	1	0	1
Uganda	20	2	22
Zambia	1	0	1
Total	2611	63	2,674

Source: Tanzania Prisons Service

Table 3.11 Foreign Prisoners Admitted in Prisons from Court by Sex and Type of Offenses Tanzania Mainland, 2023.

Types of Offences	Sex		
	M	F	T
murder	1	0	1
Armed Robbery	4	0	4
Drugs Trafficking	3	1	4
theft	41	3	44
Possession of government trophies	4	0	4
Rape	2	0	2
Human trafficking	4	0	4
Illegal Immigrant	1592	32	1624
Road traffic	2	0	2
Unlawful entering in game reserve	55	0	55
Illegal fishing	52	4	56
Illegal trespass	1	0	1
Unlawful presence	807	22	829
Obtain money by false pretence	1	0	1
others	42	1	43
Total	2611	63	2,674

Source: Tanzania Prisons Service

3.11 Foreigner Remands admitted in Prisons from Court by Sex and Country of Domicile

In 2023, a total of 853 foreign remand prisoners were received from courts. Among them, 803 equivalent to 94.1 percent were male and 50 female equivalent to 5.9 Percent. Most of them were from Burundi (380; 44.5 percent), Ethiopia (332; 38.9 percent) and Somalia (31; 3.6 percent), (Table 3.12).

Majority of foreigner remands committed the following offences; Illegal Immigrant (491; 57.6 percent), Unlawful presence (203; 23.8 percent) and Unlawful entering in game reserve (39; 4.6 percent). Fewer of them committed the following offences; Corruption, Money laundry and Roving & vagabonds (1 each; 0.1 percent), (Table 13.13).

Table 3.12 Foreigner Remands Admitted in Prisons from Court by Sex and Domicile Country, Tanzania Mainland, 2023.

Country of domicile	Sex		Total
	M	F	
Andorra	1	0	1
Angola	2	0	2
Burundi	342	38	380
Comoros	1	0	1
Congo	10	1	11
D R C	14	1	15
Ethiopia	332	0	332
India	4	0	4
Kenya	24	5	29
Mozambique	4	0	4
Nigeria	1	0	1
Rwanda	22	2	24
Somalia	29	2	31
Zimbabwe	4	0	4
Uganda	12	1	13
Zambia	1	0	1
Total	803	50	853

Source: Tanzania Prisons Service

Table 3.13 Foreigner Remands Admitted in Prisons from Court by Type of Offence and Sex, Tanzania Mainland, 2023.

Types of Offence	Sex		Total
	M	F	
murder	8	2	10
Armed Robbery	8	0	8
Drugs Trafficking	4	1	5
Corruption	1	0	1
Economic crime	4	1	5
Kupatikana na Silaha/Risasi	2	0	2
Theft	27	2	29
Possession of government trophies	2	0	2
Rape	5	0	5
Assault injury	3	2	5
Illegal Immigrant	476	15	491
Unlawful entering in game reserve	38	1	39
Illegal fishing	5	0	5
Money laundry	1	0	1
Illegal trespass	8	0	8
Unlawful presence	181	22	203
Roues & vagabonds	1	0	1
Others	29	4	33
Total	803	50	853

Source: Tanzania Prisons Service

CHAPTER FOUR

Offenders Transferred from One Prison to Another

4.0 Introduction

Due to various reasons, offenders are transferred from one prison to another. Some of the reasons are desirable in courts, medical grounds, studies, production operations and for security purposes.

4.1 Transfer of Offenders by Sex and Region

In 2023, a total of 13,743 offenders were transferred from one prison to another compared to 13,173 of 2022, this is an increase of 571 equivalent to 4.3 percent. Among of the offenders transferred in 2023, convicted prisoners were 10,541 compared to 10,010 of 2022, this is an increase of 531 equivalent to 5.3 percent. In 2023 remands were 3,202 while in 2022 were 3,162 this is an increase of 40 equivalent to 1.3 percent, (Table 4.1).

Regions involved in transferring more offenders than others were; Kagera (1,372; 10 percent), Dodoma (1,011; 7.4 percent) and Mbeya (968; 7 percent). Regions involved in transferring fewer offenders were; Kilimanjaro (202; 1.5 percent), Ruvuma (210; 1.5 percent) and Lindi (223; 1.6 percent).

Regions involved in transferring more convict prisoners were; Kagera (1,009; 9.6 percent), Mbeya (884; 8.4 percent) and Dodoma (623; 5.9 percent). Regions transferred fewer convict prisoners were; Kilimanjaro (157; 1.5 percent), Shinyanga (174; 1.7 percent) and Songwe (175; 1.7 percent).

Regions involved in transferring more remands were; Dodoma (388; 12.1 percent), Kagera (363; 11.3 percent) and Simiyu (326; 10.2 percent). Also, Regions that transferred fewer remands were; Katavi (13; 0.1percent), Rukwa (14; 0.4 percent) and Lindi (25; 0.8 percent).

Table 4.1 Offenders Transferred by Sex and Region Tanzania Mainland, 2023

Regions	Convicts				Remands				Grand Total
	Male	Female	Juvenile	Total	Male	Female	Juvenile	Total	
Arusha	289	4	0	293	38	2	0	40	333
Dar Es Salaam	546	32	0	578	56	9	0	65	643
Dodoma	623	0	0	623	364	24	0	388	1011
Geita	390	4	8	402	84	10	0	94	496
Iringa	289	0	0	289	36	4	0	40	329
Kagera	1003	6	0	1009	346	17	0	363	1372
Kigoma	396	4	0	400	36	8	0	44	444
Kilimanjaro	150	7	0	157	42	3	0	45	202
Katavi	289	5	0	294	8	5	0	13	307
Lindi	196	2	0	198	23	2	0	25	223
Manyara	384	3	0	387	145	28	0	173	560
Mara	526	4	0	530	87	4	0	91	621
Mbeya	852	32	0	884	79	5	0	84	968
Morogoro	589	12	4	605	38	0	0	38	643
Mtwara	209	0	3	212	92	6	0	98	310
Mwanza	489	8	0	497	164	22	0	186	683
Njombe	185	0	0	185	88	2	0	90	275
Pwani	425	3	0	428	214	5	0	219	647
Ruvuma	178	4	0	182	25	3	0	28	210
Rukwa	548	0	0	548	11	3	0	14	562
Singida	302	0	0	302	88	6	0	94	396
Shinyanga	165	9	0	174	238	22	0	260	434
Songwe	175	0	0	175	128	4	0	132	307
Simiyu	425	8	0	433	318	8	0	326	759
Tabora	423	3	0	426	185	2	0	187	613
Tanga	326	2	2	330	65	0	0	65	395
Total	10,372	152	17	10,541	2,998	204	0	3,202	13,743
Percent	75.5	1.1	0.1	76.7	21.8	1.5	0	23.3	100

Source; Tanzania Prisons Service

CHAPTER FIVE

OFFENDERS RELEASED FROM PRISONS

5.0 Introduction

This chapter illustrates the released offenders from prisons in the country in 2023. Usually prisoners are released from prisons due to various reasons such as: legal completion of their sentences, Presidential Amnesty, release for Extra Mural Labour (EML), paying fines as directed by the court, escaped or deceased and when remands are taken to the court by court order.

5.1 Offenders Released from Prisons

In 2023, a total of 93,426 offenders were released from prisons for various reasons compared to 90,401 of 2022, this is an increase of 3,025 equivalents to 3.4 percent. In 2023, a total of 27,143 convicted prisoners were released compared to 25,901 of 2022, this is an increase of 1,242 equivalent to 4.8 percent. In 2023, a total of 66,283 remands were released compared to 64,500 of 2022, this is an increase of 1,783 equivalent to 2.8 percent.

The leading regions involved in releasing more offenders 2023 were; Dar es Salaam (10,836; 11.6 percent), Kagera (6,689; 7.2 percent) and Mara (5,677; 6.1 percent). Regions released fewer offenders were; Njombe (649; 0.7 percent), Katavi (1,324; 1.4 percent) and Iringa (1,334; 1.4 percent).

The leading regions involved in releasing more convicted prisoners 2023 were; Dar es Salaam (2,178; 8.0 percent), Kagera (2,102; 7.7 percent) and Morogoro (1,749; 6.4 percent). Regions released fewer convicted prisoners 2023 were; Njombe (330; 1.2 percent), Katavi (375; 1.4 percent) and Songwe (551; 2.0 percent).

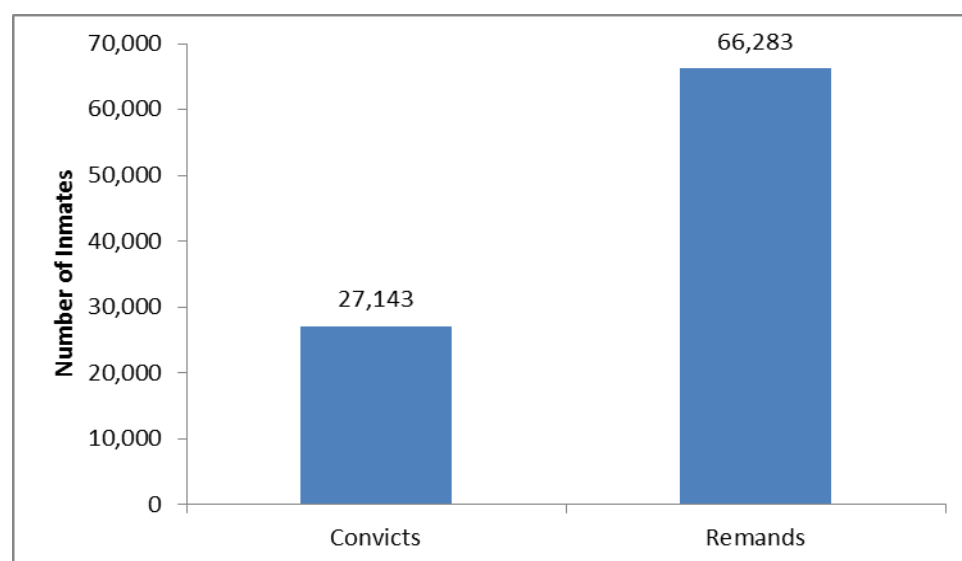
The leading regions involved in releasing more remand prisoners in 2023 were; Dar es Salaam (8,658; 13.1 percent), Kagera (4,587; 6.9 percent) and Mara (4,262; 6.4 percent). Regions released fewer remand prisoners were; Njombe (319; 0.4 percent), Iringa (737; 1.1 percent) and Katavi (949; 1.4 Percent). (Table No.5.1)

Table 5.1 Offenders Released from Prison by Sex and Region, Tanzania Mainland, 2023

Region	Convicts				Remands				Grand Total	Percent
	M	F	Juvenile	Total	M	F	Juvenile	Total		
Arusha	720	58	0	778	3,526	321	0	3,847	4,625	4.9
Dar Es Salaam	2,021	152	5	2178	8,206	436	16	8,658	10,836	11.6
Dodoma	1,023	63	0	1086	2,952	112	6	3,070	4,156	4.4
Geita	1,125	85	29	1239	3,254	148	122	3,524	4,763	5.1
Iringa	568	23	6	597	685	52	0	737	1,334	1.4
Kagera	1,985	106	11	2102	4,218	368	1	4,587	6,689	7.2
Kigoma	1,423	45	0	1468	1,756	182	41	1,979	3,447	3.7
Kilimanjaro	1,036	103	3	1142	3,568	286	2	3,856	4,998	5.3
Katavi	365	10	0	375	896	42	11	949	1,324	1.4
Lindi	685	8	3	696	1,196	36	0	1,232	1,928	2.1
Manyara	685	52	0	737	2,542	185	0	2,727	3,464	3.7
Mara	1,325	86	4	1415	3,845	354	63	4,262	5,677	6
Mbeya	1,452	42	0	1494	1,965	178	2	2,145	3,639	3.9
Morogoro	1,684	51	14	1749	2,658	23	16	2,697	4,446	4.7
Mtwara	852	36	0	888	1,103	96	0	1,199	2,087	2.2
Mwanza	1,524	52	8	1584	3,105	231	86	3,422	5,006	5.4
Njombe	302	28	0	330	295	23	1	319	649	0.7
Pwani	985	26	18	1029	1,654	66	3	1,723	2,752	2.9
Ruvuma	652	42	0	694	1,023	65	0	1,088	1,782	1.9
Rukwa	654	36	0	690	1,325	116	0	1,441	2,131	2.3
Singida	756	13	0	769	1,458	96	3	1,557	2,326	2.5
Shinyanga	652	42	0	694	2,785	226	0	3,011	3,705	3.9
Songwe	532	19	0	551	1023	58	2	1,083	1,634	1.7
Simiyu	548	39	0	587	1,452	76	0	1,528	2,115	2.3
Tabora	856	46	0	902	2,335	135	2	2,472	3,374	3.6
Tanga	1,325	42	2	1369	3,024	145	1	3,170	4,539	4.9
Total	25,735	1,305	103	27,143	61,849	4,056	378	66,283	93,426	100

Source; Tanzania Prisons Service

Figure 5.1 Offenders Released from Prison by Region, Tanzania Mainland, 2023



Source; Tanzania Prisons Service

5.2 Convicted Prisoners Released on Extra Mural Penal Labour (EML) by Sex and Region, Tanzania Mainland, 2023

Any prisoner is qualifies for Extra Mural Penal Labor if:-

- He/she is sentenced to imprisonment for a period not exceeding a total of twelve months.
- He/she has been committed to prison for not paying fine or compasation even though his/her sentence exceeds twelve months.

In 2023, a total of 1,147 prisoners were released for Extra Mural Penal Labour (EML). Among them Male were 1,000 which is equivalent to 87.2 percent, female were 141 which is equivalent to 12.8 percent and juvenile were 6 equivalent to 0.5 percent.

The leading regions involved in releasing more convicted prisoners in conditional discharged were; Kagera (145; 12.6 percent), Shinyanga (122; 10.6 percent) and Dar es Salaam (97; 8.5 percent). Regions which released fewer convicted prisoners in conditional discharged were; Katavi (3; 0.3 percent), Ruvuma (4; 0.4 percent) and Songwe (6; 0.5 percent). (Table 5.2 and Figure 5.2)

Table 5.2 Convicted Prisoners Released on Extra Mural Penal Employment (EML) by Region and Sex, Tanzania Mainland, 2023

Region	Male	Femala	Juvenile	Total	Percent
Arusha	9	3	0	12	1
Dar Es Salaam	68	29	0	97	8.5
Dodoma	42	7	0	49	4.3
Geita	71	4	4	79	6.9
Iringa	26	2	0	28	2.4
Kagera	134	11	0	145	12.6
Kigoma	6	0	0	6	0.5
Kilimanjaro	58	9	0	67	5.8
Katavi	3	0	0	3	0.3
Lindi	4	1	0	5	0.4
Manyara	69	7	0	76	6.6
Mara	52	4	0	56	4.9
Mbeya	59	6	0	65	5.7
Morogoro	31	3	2	36	3.2
Mtwara	6	1	0	7	0.6
Mwanza	58	6	0	64	5.8
Njombe	11	2	0	13	1.1
Pwani	16	0	0	16	1.4
Ruvuma	3	1	0	4	0.3
Rukwa	36	3	0	39	3.4
Singida	38	6	0	44	3.8
Shinyanga	103	19	0	122	10.6
Songwe	5	1	0	6	0.5
Simiyu	11	1	0	12	1
Tabora	36	3	0	39	3.4
Tanga	45	12	0	57	4.9
Total	1000	141	6	1147	100

Source; Tanzania Prisons Service

5.3 Prisoners Released after Paying Fines by Length of Sentence and Region

In 2023, a total of 4,107 prisoners were released after paying fines. Majority who paid fines were from; Dar es Salaam (559; 13.6 percent), Kigoma (476; 11.6 percent), Kilimanjaro (473; 11.5 percent) Dodoma (256; 6.2 percent) and Mwanza (196; 4.8 percent). Regions released fewer prisoners were; Njombe and Katavi (7 each; 0.2 percent), Iringa (32; 0.8 percent), Mara (60; 1.5 percent) and Ruvuma (69; 1.7 percent). (Table 5.3).

Table 5.3 Prisoners Released after Paying Fines by Region and Length of Sentences, Tanzania Mainland, 2023

Region	Under one month	One month to three month	Over three month	Total	Percent
Arusha	0	32	56	88	2.1
Dar Es Salaam	12	162	385	559	13.6
Dodoma	0	22	234	256	6.2
Geita	0	48	126	174	4.2
Iringa	0	13	19	32	0.8
Kagera	0	26	154	180	4.3
Kigoma	22	196	258	476	11.6
Kilimanjaro	2	187	284	473	11.5
Katavi	0	2	5	7	0.2
Lindi	3	32	56	91	2.2
Manyara	0	22	49	71	1.7
Mara	0	21	39	60	1.5
Mbeya	8	36	142	186	4.5
Morogoro	0	18	102	120	2.9
Mtwara	5	35	89	129	3.2
Mwanza	6	25	165	196	4.8
Njombe	0	2	5	7	0.2
Pwani	0	15	89	104	2.5
Ruvuma	2	4	63	69	1.7
Rukwa	18	22	81	121	2.9
Singida	3	27	103	133	3.2
Shinyanga	3	33	36	72	1.8
Songwe	3	19	69	91	2.2
Simiyu	2	7	74	83	2
Tabora	6	14	143	163	3.9
Tanga	4	37	125	166	4
Total	99	1057	2951	4107	100

Source: Tanzania Prisons Service

5.4 Escapee Offenders under Lawfull Custody by Sex and Region

In 2023, a total of 441 offenders escaped underlawfull custody. Out of them 417 were convicts equivalent to 94.6 percent and 24 remand prisoner’s equivalent to 5.4 percent. Regions with more escapees are; Tanga (49; 11.1 percent), Morogoro (48; 10.9 percent), Geita (31; 7percent) Mwanza and Mbeya (26 each; 5.9 percent). Regions with fewer escapees were; Arusha (1; 0.2 percent), Mtwara (2; 0.5 percent), Songwe (3; 0.7 percent), Iringa and Manyara (5 each; 1.1 percent).

Table 5.4 Escapee Offenders by Region and Sex, Tanzania Mainland, 2023.

Region	Convicts				Remends				Grand Total	Percent
	M	F	Juvenile	Total	M	F	Juvenile	Total		
Arusha	1	0	0	1	0	0	0	0	1	0.2
Dar Es Salaam	12	0	0	12	0	0	0	0	12	2.7
Dodoma	14	0	0	14	0	0	0	0	14	3.2
Geita	19	0	0	19	12	0	0	12	31	7
Iringa	5	0	0	5	0	0	0	0	5	1.1
Kagera	23	0	0	23	2	0	0	2	25	5.7
Kigoma	16	0	0	16	0	0	0	0	16	3.6
Kilimanjaro	11	0	0	11	0	0	0	0	11	2.5
Katavi	7	0	0	7	0	0	0	0	7	1.6
Lindi	9	0	0	9	0	0	0	0	9	2
Manyara	5	0	0	5	0	0	0	0	5	1.1
Mara	21	0	0	21	2	0	0	2	23	5.2
Mbeya	26	0	0	26	0	0	0	0	26	5.9
Morogoro	48	0	0	48	0	0	0	0	48	10.9
Mtwara	2	0	0	2	0	0	0	0	2	0.5
Mwanza	23	0	0	23	3	0	0	3	26	5.9
Njombe	14	0	0	14	0	0	0	0	14	3.2
Pwani	18	0	0	18	0	0	0	0	18	4.1
Ruvuma	17	0	0	17	2	0	0	2	19	4.3
Rukwa	16	0	0	16	0	0	0	0	16	3.6
Singida	11	0	0	11	0	0	0	0	11	2.5
Shinyanga	10	0	0	10	0	0	0	0	10	2.3
Songwe	3	0	0	3	0	0	0	0	3	0.7
Simiyu	17	0	0	17	0	0	0	0	17	3.8
Tabora	20	0	0	20	3	0	0	3	23	5.2
Tanga	48	1	0	49	0	0	0	0	49	11.1
Total	416	1	0	417	24	0	0	24	441	100

Source: Tanzania Prisons Service

5.5 Death of Offenders in Prisons by Region and Sex

In 2023, a total of 165 offenders died in prisons due to various causes such as; HIV /AIDS, Anemia, TB, Malaria and Heart Failure. Out of them 98 equivalents to 59.4 percent were convicts and 67 remands equivalent to 40.6 percent. The regions with more offender's deaths were; Dar es Salaam (34; 20.6 percent), Mwanza (21; 12.7 percent), Kagera and Tabora (11 each; 6.7 percent). Regions with fewer deaths were; Katavi (1; 0.6 percent), Arusha, Kigoma, Pwani and Rukwa (2 each region; 1.2 percent), (Table 5.5).

Table 5.5 The Death of Offenders in Prison by Region and Sex Tanzania Mainland, 2023

Region	Convicts				Remands				Grand total	Percent
	M	F	Juvenile	Total	M	F	Juvenile	Total		
Arusha	0	0	0	0	2	0	0	2	2	1.2
Dar Es Salaam	12	1	0	13	14	0	7	21	34	20.6
Dodoma	6	0	0	6	2	0	0	2	8	4.8
Geita	2	0	0	2	7	1	0	8	10	6
Iringa	0	0	0	0	0	0	0	0	0	0
Kagera	8	0	0	8	3	0	0	3	11	6.6
Kigoma	2	0	0	2	0	0	0	0	2	1.2
Kilimanjaro	6	0	0	6	0	0	0	0	6	3.6
Katavi	1	0	0	1	0	0	0	0	1	0.6
Lindi	2	0	0	2	2	0	0	2	4	2.4
Manyara	1	0	0	1	5	0	0	5	6	3.6
Mara	1	0	0	1	4	0	0	4	5	3
Mbeya	7	0	0	7	0	0	0	0	7	4.2
Morogoro	3	0	0	3	0	0	0	0	3	1.8
Mtwara	0	0	0	0	3	0	0	3	3	1.8
Mwanza	12	1	0	13	8	0	0	8	21	12.7
Njombe	4	0	0	4	1	0	0	1	5	3
Pwani	2	0	0	2	0	0	0	0	2	1.2
Ruvuma	3	0	0	3	0	0	0	0	3	1.8
Rukwa	2	0	0	2	0	0	0	0	2	1.2
Singida	0	0	0	0	0	0	0	0	0	0
Shinyanga	2	0	0	2	2	0	0	2	4	2.4
Songwe	4	0	0	4	1	0	0	1	5	3
Simiyu	3	0	0	3	0	0	0	0	3	1.8
Tabora	8	0	0	8	3	0	0	3	11	5.1
Tanga	5	0	0	5	2	0	0	2	7	6.7
Total	96	2	0	98	59	1	7	67	165	100

Source: Tanzania Prisons Service

5.6 Prisoners Released by Parole by Sex and Region

Parole is a legal process used by Tanzania Prisons Service in favour of convict prisoner who sentenced to serve punishment of four years and above to be released from the prison under certain conditions after fulfilling the following: -

- i. The prisoner had serving his/her imprisonment for a period of one third of the imprisonment.
- ii. Prisoner had shown changes of his/her behaviour within the community and the officer incharge had satisfied with the behavior that can not harm social community.
- iii. The prisoner had shown the improvement of his/her career during of imprisonment.
- iv. Had accepted by social community where he/she is going to settle.
- v. He/she should not be a life sentenced or commuted prisoner.
- vi. He/she should not be sentenced to death; thereafter his/her sentences become changed.
- vii. He/She should not be sentenced on armed robbery, Drug Trafficking and sexual offences

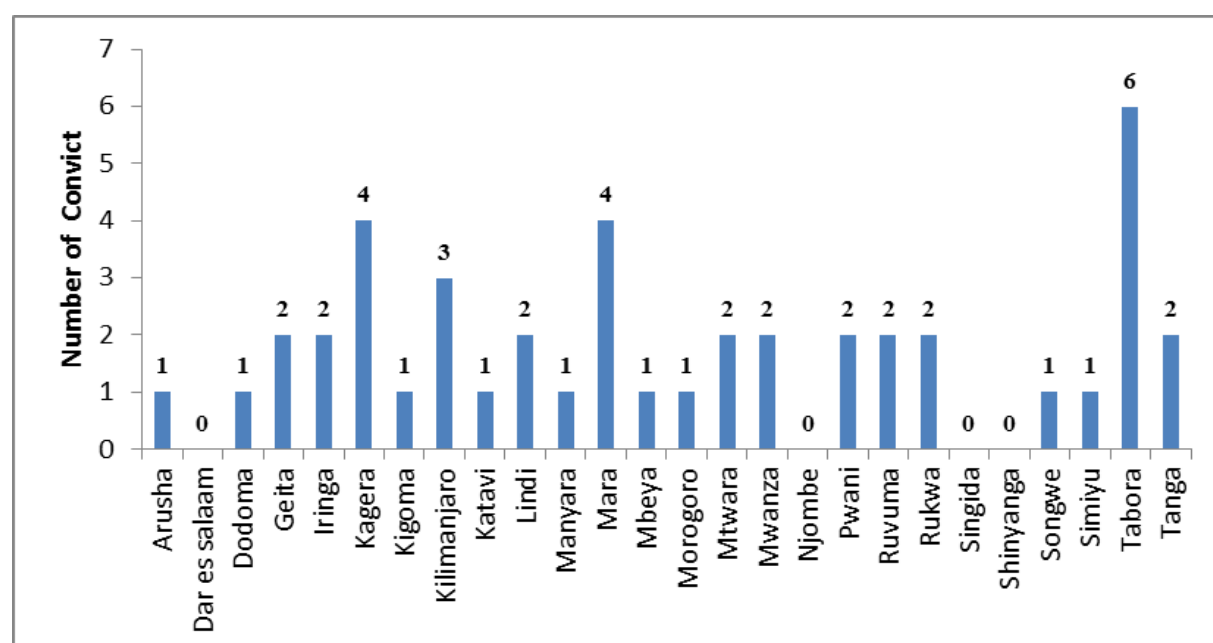
In 2023, a total of 44 convicts were released on Parole procedures. Regions released more convicts were Tabora (6; 13.6 percent), Mara and Kagera (4; 9.1 percent) each Region, Kilimanjaro (3; 6. percent). Regions released fewer convicts were; Arusha Dodoma and Kigoma (1; 2.3 percent) each region. (Table 5.6 and Figure 5.2).

Table 5.6 Prisoners released by Parole by Region and Sex 2023.

Region	Male	Female	Total
Arusha	1	0	1
Dar es salaam	0	0	0
Dodoma	1	0	1
Geita	1	1	2
Iringa	2	0	2
Kagera	4	0	4
Kigoma	1	0	1
Kilimanjaro	3	0	3
Katavi	1	0	1
Lindi	2	0	2
Manyara	1	0	1
Mara	4	0	4
Mbeya	1	0	1
Morogoro	1	0	1
Mtwara	2	0	2
Mwanza	2	0	2
Njombe	0	0	0
Pwani	2	0	2
Ruvuma	2	0	2
Rukwa	2	0	2
Singida	0	0	0
Shinyanga	0	0	0
Songwe	1	0	1
Simiyu	1	0	1
Tabora	6	0	6
Tanga	2	0	2
Total	43	1	44

Source: Tanzania Prisons Service

Figure 5.2 Prisoners released by Parole by region and Sex 2023



Source: Tanzania Prisons Service

CHAPTER SIX

Offenders Charged with Disciplinary Penalties while in Prisons

6.0 Introduction

In according to Prison Regulations of the 2003, the Officer In-Charge (O^I/c) has the power to punish any offender who misbehaves or commits offences in prison except for corporal punishment which requires approval from the Commissioner General of Prisons.

The Officer In-Charge of the Prison is empowered to punish offenders as follows; loss of remission, penal diet, solitary confinement and taking to a court of law if necessary. Before implementation penal diet and solitary confinement the medical officer in charge of the prison must examine the offender then produce a medical report to confirm if the offender is fit for punishment. The aim of the punishment is to change the behaviour of offenders who misbehave while in prison, so as to become good citizens after serving their sentences.

6.1 Offenders Awarded Penalties in Prisons by Region and Type of Crime

In 2023, a total of 61 offenders were awarded punishments after committing various offences compared to 55 of 2022 which is an increase of 6 offender's equivalents to 10.9 percent. In the period of 2023, 14 offenders were awarded punishments related to loss of remission, 1 offender was punished with penal diet and loss of remission, 4 offenders they were punished with corporal punishment and loss of remission, 15 offenders they were punished with penal diet, 15 offenders were punished with penal diet and solitary confinement and 12 offenders they were punished with solitary confinement.

Regions that awarding penalties to offenders in 2023 were Arusha (26; 42.7 percent), Dar es Salaam (16; 26.2 percent), Mbeya (19; 19.7 percent), Morogoro (3; 4.9 percent), Rukwa and Tanga (2 each; 3.3 percent), (Table 6.1).

Table 6.1 Offenders Awarded Penalties in Prisons by Region and Type of Penalty in Tanzania Mainland, 2023

Region	Corporal Punishment and Loss of Remission	Loss of Remission		Penal Diet		Solitary Confinement	Total
		Only	And Penal Diet	Only	And Solitary Confinement		
Arusha	0	1	1	0	12	12	26
Dar Es Salaam	2	2	0	12	0	0	16
Mbeya	0	8	0	1	3	0	12
Morogoro	0	2	0	1	0	0	3
Rukwa	0	1	0	1	0	0	2
Tanga	2	0	0	0	0	0	2
Total	4	14	1	15	15	12	61

Source: Tanzania Prisons Service

CHAPTER SEVEN

REMAND PRISONERS SENTENCED TO IMPRISONMENT WHILE IN PRISONS

7.0 Introduction

This chapter is about remand prisoners sentenced to prison sentences accused of committing various crimes.

7.1 Remand Prisoners Convicted While in Prison by Region and Sex.

In 2023, a total of 5,982 remand prisoners were sentenced while they are in the prisons. Among them, 5,851 were male equivalent to 97.8 percent, 114 female equivalent to 1.9 percent and 17 juveniles equivalent to 0.1 percent while in 2022 a total of 7,479 were sentenced which is an increase of 1,497 equivalent to 20 percent.

Regions with large number of convicted remand prisoners while in prisons compared to other regions in 2023 were; Mbeya (1,756; 29.4 percent), Pwani (571; 9.5 percent), Mwanza (464; 7.8 percent), Mara (368; 6.2 percent) and Kagera (346; 5.8 percent). The regions with fewer number of convicted remand prisoners compared to others were; Morogoro, Songwe, Tanga, Arusha and Lindi which was less than 1 Percent. (Table 7.1).

Table 7.1 Remand Prisoners Convicted While in Prison by Region and Sex in Tanzania Mainland, 2023

Region	2022					2023				
	Male	Female	Juvenile	Total		Male	Female	Juvenile	Total	
				Number	Percent				Number	Percent
Arusha	10	0	0	10	0.1	8	0	0	8	0.1
Dar Es Salaam	120	0	0	120	1.6	103	3	0	106	1.8
Dodoma	225	23	0	248	3.3	179	2	0	181	3.0
Geita	547	8	6	561	7.5	345	6	0	351	5.9
Iringa	168	2	0	170	2.3	123	4	0	127	2.1
Kagera	473	21	0	494	6.6	346	0	0	346	5.8
Kigoma	116	2	0	118	1.6	78	0	0	78	1.3
Kilimanjaro	258	23	0	281	3.8	202	1	0	203	3.4
Katavi	78	2	0	80	1.1	58	0	0	58	1.0
Lindi	10	0	0	10	0.1	7	0	0	7	0.1
Manyara	217	8	0	225	3	158	2	0	160	2.7
Mara	468	14	0	482	6.4	367	1	0	368	6.2
Mbeya	1,954	114	0	2068	27.7	1678	78	0	1756	29.4
Morogoro	20	0	0	20	0.3	33	2	14	49	0.8
Mtwara	229	4	0	233	3.1	169	0	0	169	2.8
Mwanza	515	20	0	535	7.2	456	8	0	464	7.8
Njombe	99	2	1	102	1.4	78	2	0	80	1.3
Pwani	608	3	8	619	8.3	568	0	3	571	9.5
Ruvuma	88	3	0	91	1.2	76	0	0	76	1.3
Rukwa	80	10	0	90	1.2	58	0	0	58	1.0
Singida	225	3	0	228	3	189	0	0	189	3.2
Shinyanga	196	3	0	199	2.7	168	0	0	168	2.8
Songwe	65	1	0	66	0.9	46	0	0	46	0.8
Simiyu	160	1	0	161	2.2	123	0	0	123	2.1
Tabora	222	1	0	223	3	189	0	0	189	3.2
Tanga	38	7	0	45	0.6	46	5	0	51	0.9
Total	7,189	275	15	7,479	100	5,851	114	17	5982	100
Percent	96.1	3.7	0.2	100		98	1.9	0.1	100	100

Source: Tanzania Prisons Service

CHAPTER EIGHT

CONCLUSION

8.0 Introduction

According to Prison Act. Cap No. 58 which govern TPS, TPS still needs more professional and skilled prisons staff so as to increase efficiency in accomplishing their tasks.

This statistical report of Tanzania Prisons Service examines the actual situation of prisons in the country. It gives statistical information that will enable the TPS in monitoring, evaluating and providing strategical terms (short terms, medium term and long terms) with the aim of enhancing various development activities and to make appropriate decisions in time. It is essential for the TPS to use statistical data in excuting its functions of preserving and rehabilitating of offenders to be good citizens at the end of their sentences.

Furthermore, the statistical data will enable the TPS to collaborate with other development organs for the purpose of improving offender's livelihood and bring meaningful contribution on fighting against poverty with the aim of raising national economy. Ultimately, this will help some people in the society to change the negative attitude that prisons is an instrument of persecution; instead the community should recognize that prisons are essentially for correction of offenders' behaviour for the benefit of the entire community.

In addition, the statistical data will enable the TPS to give substantial advices to the security organs and other stake holders of criminal justice on how to combat crimes in the country so that society can participate in development activities for improvement of their livelihood and bring meaningful contribution on fighting against poverty with the aim of raising national economy. By so doing the TPS will create conducive environment for citizens, institutions, investors and the nation as a whole as stipulated in five years' development plan.

Besides the TPS excuting well its functions yet there are various challenges that needs attention for the department to achieve its goals. Some of the challenges are as follows; -

- More pregnant female prisoners and those with children.
- Shortage of equipments.
- Poor infrastrucures that facilitate the proper classification of offenders in prisons.

8.1 Recommendations

Based on challenges analyzed above;

- Statistics shows that there are high percentage of pregnant female prisoners and those with children in prisons. Thus, more legal efforts should be deployed to those with minor offences to be awarded alternative sentences or acquit.

- The TPS should be provided with enough resources (finance and equipments) in order to strengthen rehabilitation services of offenders which depicts the technological advancement of the world.

- Other institutions and civil societies are urged to continue giving education to the community as to discourage committing criminal offences especially the working group.

APPENDIX TABLES

Table 1: Offenders remained in Prisons by Region and Sex, Tanzania Mainland, 2023.

Region	Remands				Convicts				Grand Total
	M	F	J	Total	M	F	J	Total	
Arusha	469	22	0	491	714	17	0	731	1,222
Dar es salaam	3,122	134	19	3,275	1,245	51	0	1,296	4,571
Dodoma	562	26	5	593	1,021	33	12	1,066	1,659
Geita	295	13	15	323	522	8	3	533	856
Iringa	340	14	0	354	664	5	0	669	1,023
Kagera	530	37	0	567	1,111	31	0	1,142	1,709
Kigoma	253	26	9	288	740	22	0	762	1,050
Kilimanjaro	433	33	0	466	800	25	0	825	1,291
Katavi	170	8	3	181	238	3	0	241	422
Lindi	232	1	0	233	307	5	0	312	545
Manyara	307	9	0	316	449	13	0	462	778
Mara	650	25	13	688	889	23	0	912	1,600
Mbeya	452	25	0	477	1,313	25	0	1,338	1,815
Morogoro	373	30	48	451	1,149	29	24	1,202	1,653
Mtwara	238	10	1	249	396	8	0	404	653
Mwanza	644	43	0	687	849	39	0	888	1,575
Njombe	335	3	0	338	279	5	0	284	622
Pwani	514	8	0	522	545	4	4	553	1,075
Ruvuma	220	10	0	230	339	11	0	350	580
Rukwa	216	9	0	225	587	9	0	596	821
Singida	238	13	0	251	366	3	0	369	620
Shinyanga	258	8	0	266	356	13	0	369	635
Songwe	204	4	8	216	193	5	0	198	414
Simiyu	326	17	0	343	291	6	0	297	640
Tabora	618	24	0	642	809	14	8	831	1,473
Tanga	1,220	11	2	1,233	1,644	6	5	1,655	2,888
Total	13,219	563	123	13,905	17,816	413	56	18,285	32,190

Source: Tanzania Prisons Service

Table 2: Convict prisoners remained in Prisons by Region and Sex, Tanzania Mainland, 2023.

Region	Remands				Convicts				Grand Total
	M	F	J	Total	M	F	J	Total	
Arusha	3,895	278	0	4,173	764	54	3	821	4,994
Dar es salaam	6,258	1,516	347	8,121	1,783	127	35	1,945	10,066
Dodoma	4,526	380	90	4,996	1,311	87	10	1,408	6,404
Geita	3,985	151	109	4,245	1,393	66	25	1,484	5,729
Iringa	1,897	140	0	2,037	460	29	9	498	2,535
Kagera	5,623	633	1	6,257	1,966	153	16	2,135	8,392
Kigoma	2,512	178	24	2,714	1,088	54	8	1,150	3,864
Kilimanjaro	6,178	455	0	6,633	1,028	100	7	1,135	7,768
Katavi	2,685	125	26	2,836	523	33	5	561	3,397
Lindi	2,017	35	0	2,052	705	41	21	767	2,819
Manyara	3,085	240	0	3,325	652	36	5	693	4,018
Mara	7,189	307	116	7,612	1,163	65	13	1,241	8,853
Mbeya	4,125	313	0	4,438	1,248	78	36	1,362	5,800
Morogoro	3,104	256	241	3,601	1,589	113	65	1,767	5,368
Mtwara	1,785	104	0	1,889	648	29	8	685	2,574
Mwanza	4,213	602	52	4,867	1,169	110	55	1,334	6,201
Njombe	1,785	176	21	1,982	416	27	9	452	2,434
Pwani	4,125	160	6	4,291	1,240	31	6	1,277	5,568
Ruvuma	1,125	101	19	1,245	1,058	28	3	1,089	2,334
Rukwa	1,689	123	14	1,826	553	36	4	593	2,419
Singida	3,256	279	1	3,536	644	46	3	693	4,229
Shinyanga	2,564	200	0	2,764	585	45	0	630	3,394
Songwe	1,785	75	1	1,861	579	37	7	623	2,484
Simiyu	2,021	142	2	2,165	371	39	0	410	2,575
Tabora	2,235	297	1	2,533	808	45	4	857	3,390
Tanga	3,478	107	9	3,594	1,513	83	11	1,607	5,201
Total	87,140	7,373	1,080	95,593	25,257	1,592	368	27,217	122,810

Source: Tanzania Prisons Service

Table 3: Number of Prisoners Convicted for Murder by Region, Sex and Appeals, Tanzania mainland, 2023.

Type of Offence	Angola	Brazil	Burundi		Cameroun	China	DRC		Ethiopia	Ghana	Greece	Guinea	India	Indonesia	Iran	Ireland	Kenya		Liberia	Malawi	Malaysia	Msumbiji	Nigeria	Rwanda		Somalia			Uganda	Zambia	Jumla	
	M	M	M	F	M	M	M	F	M	M	M	M	M	M	M	M	M	F	M	M	F	M	M	M	F	M	F	M	F	M		
Murder	0	0	1	0	0	0	0	0	0	0	0	0	0	0	0	0	0	0	0	0	0	0	0	0	0	0	0	0	0	0	0	1
Attempt Murder	0	0	3	0	0	0	0	0	0	0	0	0	0	0	0	0	0	0	0	0	0	0	0	0	0	0	0	0	0	0	0	3
Usafirishaji wa dawa za kulevya	0	1	0	0	0	0	0	0	0	0	0	0	0	0	3	0	0	0	2	0	0	0	12	0	0	0	0	0	0	0	0	18
Corruption	0	0	0	0	0	0	0	0	0	0	0	0	0	0	0	0	0	0	0	0	0	0	0	0	2	0	0	0	0	0	2	
Possession of fire arms and ammunition	0	0	15	2	0	0	0	0	0	0	0	0	0	0	0	0	0	0	0	0	0	0	0	0	0	0	0	0	0	0	0	17
Possession of government trophies	0	0	0	0	0	4	0	0	0	0	0	0	0	0	0	0	0	0	0	0	0	0	0	2	0	0	0	0	0	0	6	
Theft	0	0	18	0	0	0	0	0	0	0	0	0	0	0	0	0	3	0	0	0	0	0	3	2	0	0	0	0	0	0	26	
Assault /injury	0	0	0	1	0	0	0	0	0	0	0	0	0	0	0	0	0	0	0	0	0	0	0	0	0	0	0	0	0	0	1	
Unlawful entering in game reserve	0	0	24	0	0	0	0	0	0	0	0	0	0	0	0	0	0	0	0	0	0	0	0	11	0	0	0	0	0	0	35	
Illegal Immigrant	1	0	604	2	0	2	33	2	561	1	1	1	1	1	0	0	24	2	0	23	3	1	4	11	16	1	11	1	12	2	4	1325
Unlawful presence	0	0	121	0	0	0	0	0	0	0	0	0	0	0	0	0	0	0	0	0	0	0	0	0	0	0	0	0	0	0	121	
Burglary	0	0	3	0	0	0	0	0	0	0	0	0	0	0	0	0	0	0	0	0	0	0	0	0	0	0	0	0	0	0	3	
Others	0	0	10	0	2	0	0	0	0	0	0	0	0	0	2	1	2	0	0	0	0	0	0	2	0	0	0	0	0	0	19	
Total	1	1	799	5	2	6	33	2	561	1	1	1	1	1	5	1	29	2	2	23	3	1	4	26	33	3	11	1	12	2	4	1577

Source: Tanzania Prisons Service

Table 4: Foreign Remands remained in Prison by type of offence and Country of Origin, Tanzania Mainland, 2023

Type of Offence	Angola		Belgium		Burundi		Cameroun		China		DRC		Ethiopia		Guinea		India		Iran		Kenya		Latvia		Malawi		Nigeria		Rwanda		Somalia		Uganda		Zambia		Total
	M	M	M	F	M	M	M	F	M	M	M	F	M	M	M	F	M	M	M	F	M	M	M	F	M	M	M	F	M	M	M	F	M	M			
Manslaughter	0	0	2	0	0	0	0	0	0	0	0	0	0	0	0	0	0	0	0	0	0	0	0	0	0	0	0	0	0	0	0	0	0	0	0	0	2
Drugs Trafficking	0	0	0	0	0	0	0	0	0	0	0	0	9	0	0	2	0	3	0	0	0	0	0	0	0	0	0	0	0	0	0	0	0	0	0	0	14
Possession of fire arms and ammunition	0	0	7	2	0	0	0	0	0	0	0	0	0	2	0	0	0	0	2	0	0	0	0	0	0	2	0	0	0	0	0	0	0	0	0	0	13
Theft	0	0	4	0	0	0	3	0	0	0	0	0	0	3	0	0	0	3	2	0	0	0	0	0	0	3	2	0	0	0	0	0	0	0	0	0	15
Unlawful entering in game reserve	0	0	31	0	0	0	0	0	0	0	0	0	0	0	0	0	0	0	2	0	0	0	0	0	0	2	0	0	0	0	0	0	0	0	0	0	33
Illegal Immigrant	1	0	27	2	0	0	5	2	246	1	3	0	9	1	0	2	6	1	2	1	6	1	1	6	1	1	6	1	1	1	1	1	1	1	317		
Burglary	0	0	6	0	0	0	0	0	0	0	0	0	0	0	0	0	0	0	0	0	0	0	0	0	0	0	0	0	0	0	0	0	0	0	0	6	
Others	0	1	4	0	1	1	0	0	0	0	0	0	5	3	0	0	0	0	0	0	0	0	0	0	0	0	0	0	0	0	0	0	0	0	0	15	
Total	1	1	81	4	1	1	8	2	246	1	3	14	17	1	2	2	12	7	2	1	6	1	6	1	1	6	1	1	1	1	1	1	1	415			

Source: Tanzania Prisons Service

Table 5: Foreign Convict prisoners Received in Prisons from Court by Type of Offense, Sex and Domicile Country, Tanzania Mainland, 2023.

Type of Offences	Burundi		Cameroun		China	DRC	Ethiopia	Bagladesh	Guinea	Ivory cost	Nepal	Kenya	South Africa	Congo	Malawi	Nigeria		Rwanda		Somalia		Uganda		Zambia	Total	
	M	F	M	M	M	M	M	M	M	M	M	F	M	M	F	M	F	M	F	M	F	M	F	M		
Murder	1	0	0	0	0	0	0	0	0	0	0	0	0	0	0	0	0	0	0	0	0	0	0	0	0	1
Armed Robbery	3	0	0	0	1	0	0	0	0	0	0	0	0	0	0	0	0	0	0	0	0	0	0	0	0	4
Drugs Trafficking	1	0	0	0	0	0	0	0	0	0	0	0	0	0	0	0	1	0	0	0	0	0	0	0	0	2
Rape	0	0	0	0	0	0	0	0	0	0	0	0	0	0	0	0	0	0	2	0	0	0	0	0	0	2
Possession of fire arms and ammunition	20	2	0	0	2	16	0	0	0	0	0	0	0	4	0	0	0	0	0	0	0	0	0	0	0	44
Theft	1	0	0	0	0	0	0	0	0	0	3	0	0	0	0	0	0	0	0	0	0	0	0	0	0	4
Possession of government trophies	2	0	0	0	0	0	0	0	0	0	0	0	0	0	0	0	0	0	0	0	0	0	0	0	0	2
Assault/injury	1	1	0	0	0	0	0	0	0	0	1	1	0	0	0	0	0	0	0	0	0	0	0	0	0	4
Unlawful entering in game reserve	39	5	0	0	0	0	0	0	0	0	0	0	0	0	0	0	0	0	11	0	0	0	0	0	0	55
Illegal position of forest products	0	0	0	0	0	0	0	0	0	0	0	0	0	0	0	0	0	0	0	0	2	0	0	0	0	2
Illegal Immigrant	607	26	0	1	19	864	0	1	1	0	8	0	0	5	4	1	1	0	26	1	41	2	13	2	1	1624
Unlawfull presence	540	12	0	0	0	270	4	0	0	3	0	0	0	0	0	0	0	0	0	0	0	0	0	0	0	829
Illegal trespass	1	0	0	0	0	0	0	0	0	0	0	0	0	0	0	0	0	0	0	0	0	0	0	0	0	1
Illegal fishing	52	0	0	0	0	0	0	0	0	0	0	0	0	4	0	0	0	0	0	0	0	0	0	0	0	56
Obtain money by false pretence	0	0	0	0	0	0	0	0	0	0	1	0	0	0	0	0	0	0	0	0	0	0	0	0	0	1
Others	0	4	1	0	0	0	0	0	0	0	8	0	1	0	0	0	1	0	14	3	4	0	7	0	0	43
Total	1268	50	1	1	22	1150	4	1	1	3	21	1	1	13	4	1	2	1	51	6	47	2	20	2	1	2674

Source: Tanzania Prisons Service

Table 6: Foreign Remands Received in Prisons from Court by Type of Offense and Domicile Country, Tanzania Mainland, 2017.

Type of Offence	Andorra		Angola			Burundi		Comoro		Congo			DRC		Ethiopia		India		Kenya		Nigeria		Msumbiji		Rwanda		Somalia		Uganda		Zimbabwe		Zambia		Total
	M	M	M	F	M	M	F	M	F	M	M	F	M	M	F	M	M	F	M	F	M	F	M	M	F	M	F	M	F	M	M				
Murder	0	0	3	0	0	0	0	4	0	0	0	3	0	0	0	0	0	0	0	0	0	0	0	0	0	0	0	0	0	0	0	10			
Burglary	0	0	4	0	0	0	0	0	0	0	0	0	0	0	0	0	0	0	0	0	1	0	3	0	0	0	0	0	0	0	8				
Drugs Trafficking	0	0	1	1	0	0	0	0	0	0	0	2	0	0	0	1	0	0	0	0	0	0	0	1	0	0	0	0	0	0	5				
Corruption	0	0	0	0	0	0	0	0	0	0	0	0	0	0	0	0	0	0	0	0	0	0	0	0	0	0	0	0	0	1	0	1			
Economic crime	0	0	3	0	0	0	0	0	1	0	0	1	0	0	0	0	0	0	0	0	0	0	0	0	0	0	0	0	0	0	5				
Possession of fire arms and ammunition	0	0	2	0	0	0	0	0	0	0	0	0	0	0	0	0	0	0	0	0	0	0	0	0	0	0	0	0	0	0	2				
Theft	0	0	21	0	0	0	0	0	0	0	0	0	0	0	0	2	0	4	2	0	0	0	0	2	0	4	2	0	0	0	29				
Possession of government trophies	0	0	2	0	0	0	0	0	0	0	0	0	0	0	0	0	0	0	0	0	0	0	0	0	0	0	0	0	0	0	2				
Rape	0	0	0	0	0	0	0	0	0	3	0	1	0	0	0	1	0	0	0	0	0	0	0	1	0	0	0	0	0	0	5				
Assault/injury	0	0	0	0	0	0	0	0	0	0	0	0	0	0	3	2	0	0	0	0	0	0	3	2	0	0	0	0	0	0	5				
Illegal Immigrant	0	0	149	22	0	10	0	5	0	292	0	3	2	0	1	5	0	1	0	0	0	0	5	0	1	0	0	0	0	1	491				
Unlawful entering in game reserve	0	0	17	1	0	0	0	0	0	0	0	0	0	0	0	2	0	14	0	5	0	0	0	2	0	14	0	5	0	0	39				
Illegal fishing	0	0	0	0	0	0	0	5	0	0	0	0	0	0	0	0	0	0	0	0	0	0	0	0	0	0	0	0	0	0	5				
Money laundry	0	0	0	0	0	0	0	0	0	0	0	0	0	1	0	0	0	0	0	0	0	0	0	0	0	0	0	0	0	0	1				
Illegal trespass	0	0	6	2	0	0	0	0	0	0	0	0	0	0	0	0	0	0	0	0	0	0	0	0	0	0	0	0	0	0	8				
Unlawfull presence	0	2	134	10	0	0	0	0	0	27	4	1	0	0	3	8	0	8	0	6	0	0	0	8	0	8	0	6	0	0	203				
Roues & vagabonds	0	0	0	0	0	0	0	0	0	0	0	0	1	0	0	0	0	0	0	0	0	0	0	0	0	0	0	0	0	0	1				
Others	1	0	0	2	1	0	1	0	0	10	0	13	2	0	0	0	0	2	0	0	1	0	0	0	2	0	0	1	0	0	33				
Total	1	2	342	38	1	10	1	14	1	332	4	24	5	1	4	22	2	29	2	12	1	4	1	22	2	29	2	12	1	4	1	853			

Source: Tanzania Prisons Service

Table No. 8

type of Offence	Under 2 months		Over 2 - 6 Months		Over 6 monnth - 2 yrs		Over 2 - 4 yrs		Over 4 - 6 yrs		Over 6 - 8 yrs		Over 8 - 10 yrs		Over 10 yrs		Total		Grand total
	M	F	M	F	M	F	M	F	M	F	M	F	M	F	M	F	M	F	
Mauaji	0	0	0	0	0	0	2	0	0	0	0	0	0	0	0	0	2	0	2
Drugs Trafficking	1	0	1	0	2	0	0	0	0	0	0	0	0	0	0	0	6	0	6
Drugs Trafficking	1	0	2	0	0	0	0	0	0	0	0	0	0	0	0	0	3	0	3
Theft	7	2	7	0	5	0	0	0	0	0	0	0	0	0	0	0	19	2	21
Possession of government	4	0	2	0	0	0	0	0	0	0	0	0	0	0	0	0	6	0	6
Rape	3	0	2	0	0	0	0	0	0	0	0	0	0	0	0	0	5	0	5
Assault/injury	4	0	2	0	0	0	0	0	0	0	0	0	0	0	0	0	6	0	6
Roues & vagabonds	2	0	0	0	0	0	0	0	0	0	0	0	0	0	0	0	2	0	2
Burglary	2	0	1	0	0	0	0	0	0	0	0	0	0	0	0	0	3	0	3
Ohers	6	2	4	0	2	0	0	0	0	0	0	0	0	0	0	0	12	2	14
Total	30	4	21	0	9	0	2	0	0	0	0	0	0	0	0	0	62	4	66

Source: Tanzania Prisons Service

